


English for Iraq

6th Primary



Republic of Iraq,
Ministry of Education,
General Directorate of Curricula



Activity Book

Sarah MacBurnie

Garnet
EDUCATION

Editorial and Adaptation Committee


- | | |
|-------------------------|----------------------------------|
| Hind Farooq Ali | – Head of the English Curriculum |
| Tawadud Mohammed Ridha | – Senior Education Specialist |
| Hanaa Adil Ali | – Teacher of English |
| Batool Faeq Abdul Wahid | – Senior Education Specialist |
| Faten Fakhri Khalaf | – Primary Education Supervisor |

English for Iraq

6th Primary



Republic of Iraq,
Ministry of Education,
General Directorate of Curricula



Sarah MacBurnie

ACTIVITY BOOK

استناداً إلى القانون يوزع مجاناً
ويمنع بيعه وتداوله في الأسواق.

Garnet
EDUCATION

Editorial and Adaptation Committee

- | | |
|-------------------------|----------------------------------|
| Hind Farooq Ali | – Head of the English Curriculum |
| Tawadud Mohammed Ridha | – Senior Education Specialist |
| Hanaa Adil Ali | – Teacher of English |
| Batool Faeq Abdul Wahid | – Senior Education Specialist |
| Faten Fakhri Khalaf | – Primary Education Supervisor |



Published by

Garnet Publishing Ltd.
8 Southern Court, South Street, Reading RG1 4QS, UK

First edition © 2018 Garnet Publishing Ltd.

The right of Sarah MacBurnie to be identified as author of this work has been asserted by her in accordance with the Copyright, Designs and Patents Act 1988.

All rights reserved. No part of this publication may be reproduced, stored in a retrieval system, or transmitted in any form or by any means, electronic, mechanical, photocopying, recording, or otherwise, without the prior written permission of the Publisher. Any person who does any unauthorised act in relation to this publication may be liable to criminal prosecution and civil claims for damages.

Photography: 123rf.com, Alamy, Dreamstime, Getty Images, iStockphoto, Shutterstock

IRQ18 AB 6thP

The Ministry of Education would like to thank the following translator for bringing her experience to the *English for Iraq 6th Primary* project:

Khulood Aswad Shmes – Translator



This book belongs to

Name:

الاستاذ علي البديري

Age:

School:

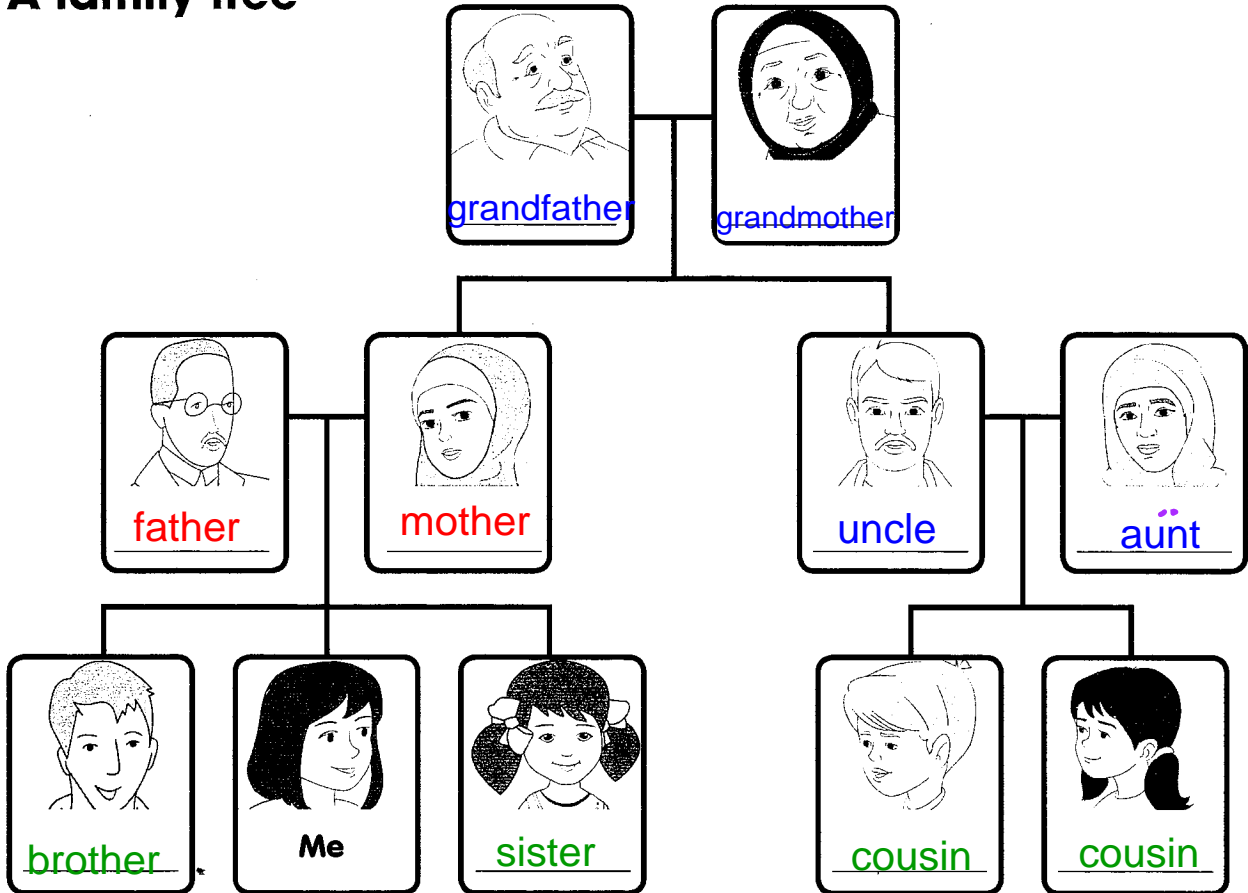


(A) Match the family words for men and women and write the numbers.

1	mother	grandmother	4
2	aunt	sister	5
3	cousin	uncle	3
4	grandfather	cousin	2
5	brother	father	1

(B) Write the words from activity A on the family tree.

A family tree



LÔÔK

We can say:

mother OR mum/mummy father OR dad/daddy
 grandmother OR grandma/ grandfather OR grandpa
 granny
 aunt OR auntie

سؤال مهم وزاري مثل عن نفسك

© This is what Wisam wrote about his family. Write about your family. هنا يكتب الطالب عن نفسه.

1. My name's Wisam. My family lives in Baghdad.

My name is..... My family lives in.....

2. I have two grandmas and two grandpas. I have a brother and a sister.

3. My sister's name is Dania. She is older than me – she's 13.

4. My brother's name is Ammar. He's younger than me – he's 6.

5. I have an aunt and an uncle, auntie Samira and uncle Rami.

6. I have two cousins, Basim and Hiba.

Remember


Look at page 8 of the Pupil's Book and check your spellings.

A Write the endings for these jobs.

1. doctor 2. waiter 3. teacher
 4. bus driver 5. engineer 6. farmer
 7. IT programmer 8. shop assistant 9. nurse

B Look at the example. Write sentences for each picture.

1




Is he a waiter?

No, he isn't a waiter.

He's a doctor.

2




Is she a nurse?

No, he isn't a nurse

he is an engineer

3



Are they farmers?

No, they aren't farmers .

They're builders.

4



Is he a teacher ?

No, he isn't a teacher.

he is an it programmer .

ضع دائرة على الكلمة الختاء ثم اعد كتابة

C Find the mistakes, circle them and write the sentences correctly.

There is one mistake in each sentence.

1. I have two cousin, Basim and Hiba.

I have two cousins

2. No, he isn't an doctor.

No, he isn't a doctor.

3. I has an aunt and an uncle.

I have an aunt and an uncle

4. I have a brother with a sister.

I have a brother and a sister

5. My brother name is Khalid.

My brother's name is Khalid

6. I lives with my family in Baghdad.

I live with my family



7. My brother is old than me.

My brother is older than me

8. My cousin has 13.


My cousin is 13.

D Work with a partner. Say the correct sentences.



Let's say it

–er words and –or words make the same sound.

- (A)  Listen and say. Draw a line under the strong part of the word.

doctor builder farmer driver teacher waiter
IT programmer sister brother mother father

- (B) Complete the sentences and write the jobs.

- This person works in a hospital. a doctor
- This person works at home. a house wife
- This person works on the roads. a driver
- This person works in an office. it programmer

- (C) Write your own sentences and the jobs.

- يكتب الطالب مهنته المفضلة
- يترك الحل التلاميذ
-

D  Listen, read and write the job.

What's my job?

- I usually wear a white coat and use a stethoscope .
I look after patients . I work in a big building with lots of other people who do the same job and with lots of nurses too.
a doctor
- I usually wear a hard hat . These hats are usually yellow.
My work is hard and I must be strong. I need lots of tools  for this job. an engineer
- I usually work outside. I like both sunny and rainy weather. I drive a tractor  and use it for working in the fields to grow things. I also have animals. My animals are cows, sheep  and hens. a farmer
- I work in a place where there are lots of people talking, eating and drinking. I carry food and drinks on trays  to the tables. I clean the tables too and then I set them with knives, forks, spoons and napkins  for the next customers.
a waiter

E Work with a partner. Ask and answer.



Number 1 –
What's my job?

You are a(n) ...



It's my turn.
Number 4 ...

اختر صيغة الفعل الصحيحة واكمل حل الجمل

A Choose the correct form of the verbs and complete the sentences.

leave/leaves	work/works	is/are	get up/gets up
open/opens	drive/drives	take/takes	has/has
walk/walks	start/starts	go/goes	

My father is a waiter and my mother is a shop assistant. **1**

الأستاذ علي البديري

My father leaves home first at 7 o'clock because his restaurant opens at 8 o'clock to serve tea, coffee and breakfast. He drives to work and it usually teaks an hour because the roads are busy. **2**

My mother works in a big clothes shop in the centre of town. Her shop opens at 9.30. She goes to work by bus and leaves home at 8.30. **3**

We have breakfast together at 6.30. **4**

My brother and I walk to school because it is very near to our house. We leave home at 7.45. School starts at 8 o'clock. **5**

We all get up early at 6 o'clock. **6**

B Look at the times. Put the sentences in the correct order.

C Match the verbs with the words in the circles. Look at activity A to check your answers.

1 go	2 leave	3 take	4 walk
5 have	6 open	7 start	8 drive
3 an hour	7 at	2 home	8 to work
4 to work	1 to school	6 at	5 breakfast

D Read about Ahmed's day and **circle** the correct answer.



A waiter's day

My name's Ahmed. I am a waiter and I work in a very busy restaurant in Baghdad. We are open for breakfast, lunch and dinner. We close at 9.30 in the evening. The restaurant is famous for its makhlama, quzi and biriyani.

For one week, I do the breakfast and lunch service and the next week I do the lunch and evening service.

I prefer to start early to be at home when my children get back from school. Waiters who do breakfast service start at 6.30, but the cooks (the chefs) start at 6 o'clock.

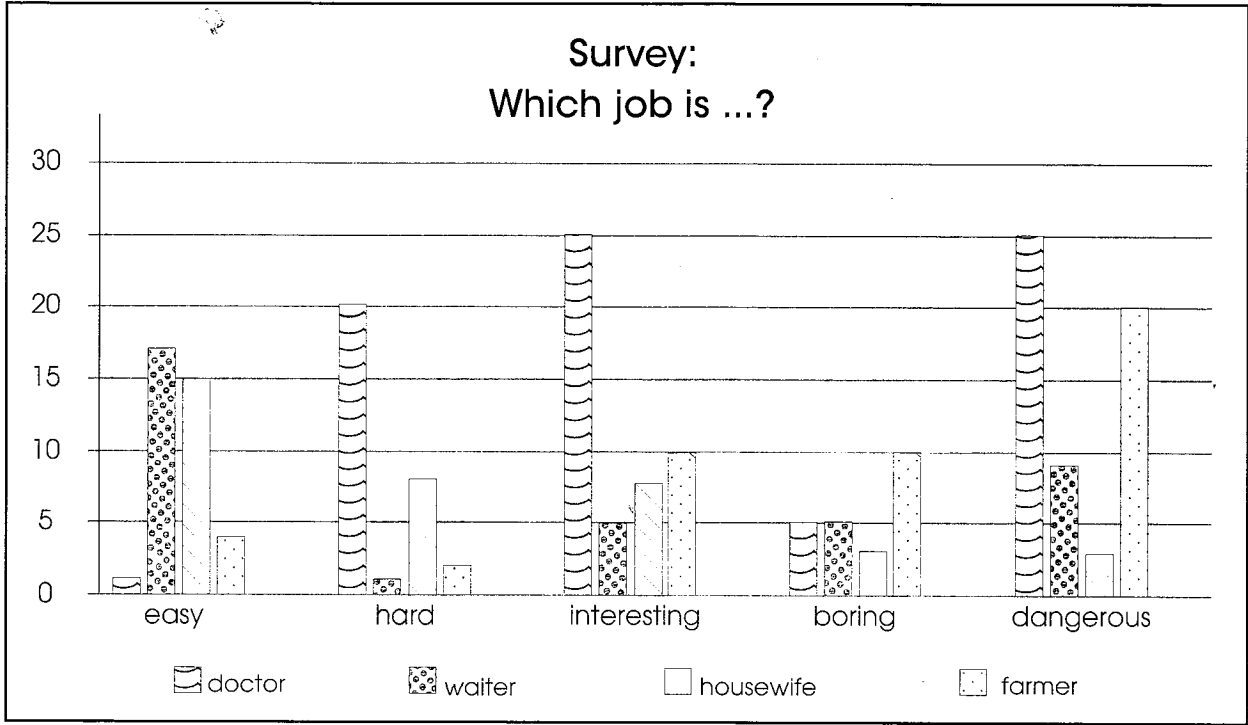
I wear a uniform to work – black trousers, a white shirt, a waistcoat and a bow tie. I like my job because I meet lots of interesting people every day. I am a friendly, helpful person. One day, I want to have my own restaurant.

- | | | |
|---|----------------------------------|----------------------------------|
| 1. What time does the breakfast service start? | 6.00 | 6.30 |
| 2. What is another word for a cook in a restaurant? | chef | waiter |
| 3. Which service does Ahmed prefer? | breakfast | lunch |
| 4. What is his uniform? | black trousers and a white shirt | white trousers and a black shirt |

استمع الى التسجيل وقارن مع الحل

E **11** Listen and check your answers.

- (A) Look at the job survey. Are the sentences true (T) or false (F)?



1. Most people think a doctor's job is hard. **true**
2. Only five people think that a waiter's job is boring. **true**
3. People think that a housewife's job is the easiest. **false**
4. Doctors have the most interesting job. **true**
5. People think that a farmer's job is not dangerous. **true**

- (B) Write which job you think is ...

easy

hard

interesting

boring

dangerous

هنا يترك الاختيار للطالب للإجابة عن أي مهنة صعبة أو سهلة أو مملّة



اكمل المحادثة

(C) Complete the conversation.

- Wissam** Which job do you think is interesting?
You I think a(n) _____'s job is the most interesting.
Wissam And which job is the most dangerous?
You **تناقش المحادثة بين ٢ من التلاميذ** I think it's a(n) _____'s job.
Wissam I agree. Which job do you think is the easiest?
You I'm not sure. Maybe it's a(n) _____'s job.
Wissam So, what do you want to be?
You I want to be a(n) _____

Let's say it

(D) Practise the conversation with a partner.

TEST YOURSELF-
DON'T LOOK BACK

(E) Find the spelling mistakes. Tick (✓) or write the words correctly.

- | | |
|---------------|-------------------|
| 1. docter | <u>doctor</u> |
| 2. houswife | <u>housewife</u> |
| 3. engineer ✓ | _____ |
| 4. teacher ✓ | _____ |
| 5. nurs | <u>nurse</u> |
| 6. bus diver | <u>bus driver</u> |

A Put the words into the correct list.

in live grandparents grow sit aunt rice leave
on see cucumbers cousin of plant vegetables fly

Family	Food	Verbs	Prepositions
grandparents	rice	grow	in
aunt	vegetables	sit	on
cosine	cucumber	leaves	at
	plant	see	
		live	
		fly	

B Look at pages 16 and 17 of the Pupil's Book. Use the words from activity A and write sentences.

- Han's grandparents were farmers.
- We grow rice in paddy fields.
- My cousin leaves with us.
- you can see my mum.
- He flies planes in Iraq airplanes .
- My aunt is sitting opposite my mother.

C Read about Hiba and her family.

My name is Hiba and I'm Iraqi. I am 12. I live with my mum and dad and twin brother in Baghdad. My dad is an engineer. He works in an oil refinery. My mum is a teacher in a primary school. They go to work by car. My sister and I go to school by bus. When I grow up, I want to be an IT programmer because I love using computers.



هنا سؤال الإنشاء .. مهم وزاري .. اكتب قطعة عن نفسك

D Write about yourself and your family.

يترك الحل من اختيار الطالب

My name is **Ali. I'm iraqi. I'm 12 years old.**

I live with my family in kut. my dad is a teacher.

Punctuation


Remember – you need capital letters:

قاعدة التنقيط


- ✓ at the start of sentences
- ✓ after a full stop
- ✓ for names of people, places, nationalities
- ✓ also for other names, for example: airlines, shops, restaurants, hospitals

(A) Read about a teacher's job.**قطع مهمة القراءة وحفظ مفردات وتصلح
لتكون قطع الامتحان الشفوي**

I work in a small primary school. The school has classes from Grade 1 to Grade 6. I teach English, Maths and Science to the younger children from ages 6 to 9. Children also have lessons in Art, Arabic, RE and PE. There are about 400 children in the school.



School starts at 8 o'clock in the morning and finishes at 1 o'clock. Most pupils go home for their lunch, but some children have a long bus ride home, so they bring a lunchbox. We have two breaks. This gives the children time to play in the playground and to have a snack – some fruit, a drink and a biscuit.



I get to school very early at 7 o'clock. I like to get everything ready before the children arrive. This week, in our English lesson, we are doing a poster project about healthy food and drink. Pupils need big pieces of paper, scissors, glue and crayons. After the lesson, we are going to have special healthy snack. Pupils made snacks at home with their parents and are going to bring them to school.



#الأستاذ_علي_البديري

B Complete the information file about the school.

Information file

Type of school: primary school

Size of school: 1st to 6th classes

School starts at: at 8 o'clock

School finishes at: at 1 o'clock

This week's English lesson: talk about family

For the lesson pupils need: pupil's book .activity. flash cards

C Look, say, cover, write, check.

Read	Write 1	Write 2	Write 3
aunt	aunt.	aunt.	aunt.
uncle	uncle.	uncle.	uncle.
easy	easy.	easy.	easy.
interesting	interesting.	interesting.	interesting

#الأستاذ_علي_البديري

I CAN ...



- (A) Look at pages 20 and 21 of the Pupil's Book.
Write the picture number next to each sentence.

8

4

5

2

6

7

3

1

MY NEW WORDS

(B) What are the new words you know? Write six new words here and remember them.

1. **يترك الاختيار للتلميذ** 4. **يختار 6 كلمات او مفردات**
2. **تعلمها من خلال الفصل** 5. _____
3. _____ 6. _____

(C) Find the job words. There are eight words.

t e a c h e r q w r h
j e n s f s l z a e o
g t m g r o p k i h u
u i n u r s e v t c s
w p q e a n n f e a e
e n g i n e e r r e w
g n p i d v g e h t i
b u i l d e r o y r f
w j o p q a b n i l e
d o c t o r x y u r e
x a x u n g l k y s d
x p r o g r a m m e r

(D) Read the puzzles. Do you know the answers?

1. Who carries food and drink on a tray? waiter
2. Who works in a school? teacher
3. Where does a builder work? builder site
4. Who drives a tractor? farmer
5. Who wears a hard hat? engineer
6. Who works at home? house wife

#الأستاذ_علي_البيديري

استمع الى التسجيل واملاء الفراغات بالارقام والاسماء

(A) Listen and write the numbers and names next to what things are made of.

metal key

leather

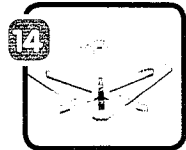
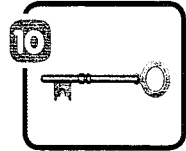






glass

rubber

denim

wood

cotton



(B) Choose four words from activity A and write a description.

Example: They are colourful cotton towels.

1. _____

2. _____ استمع الى التسجيل

3. _____

4. _____

Lesson 1

verbs	colour adjectives	adjectives for 'made of'	nouns
(there) is ... (there) are ... is wearing is holding is sitting	black orange blue red green white brown	leather woollen glass cotton denim metal wood	sofa chair table sweater jacket rain boots jeans towel football clock boots gloves

Look at the order of adjectives:
قاعدة ترتيب الصفات مهمة جدا


LÓÒK

1 2 3

size colour material (= made of)

a(n) big black leather sofa

③ **لون الصورة حسب المثال اعلاه**
 Colour the things in the room. Use the words in the boxes. Write about your picture.



Start with:
 In the picture there is a boy and a girl. They are in the living room. In the room there is **a black ball**
and a brown wood sofa, a metal o'clock

A Read the two conversations. Number the sentences in order.

Yes, Mum. Children's fashion is on the 1st floor. **2**

Mum and I are going to look at home cooking. We will meet you in the café at 12.30. Is that OK? **3**

It's on the 2nd floor next to the café. **5**

At 12.30. That's OK. But where is home cooking? **4**


It's 11 o'clock now. Dania and Wisam you can go to look at children's fashion. Do you know where to go? **5**

What about me? I don't want to look at home cooking. **1**

Of course you can, Ammar. Dad or I will come to get you at 12.30. We will all have ice-cream. **4**

On the ground floor. OK, but can I go to the café? I want an ice-cream or a cake. **3**

I know. I'm going to take you to the play area on the ground floor. There are lots of games and children to play with. **2**

B  Listen and check your answers.

C Answer the questions.

1. Where are Wisam and Dania going? they are going to look at children's fashion.
2. Is Ammar going to home cooking with his mum and dad?
No, he isn't
3. Where is the play area? It's on the ground floor.
4. What time are they going to the café? at 12:30
5. What are they going to have at the café? ice cream and cake

D Look at Class A's survey.

هنا نقوم بعمل استبيان للتلاميذ لتعبير عن انفسهم

Class A are doing a survey about the shops at the mall. Look at where they like to go.

	home cooking	children's fashion	women's fashion	toys and games	men's fashion	IT and computing	café	play area	shoes
Adam				✓	✓	✓			
Amal	✓			✓					✓
Manal			✓			✓	✓		
Samer				✓		✓		✓	
Majd				✓	✓			✓	
Nada		✓	✓						✓
Samira	✓					✓			✓

E Ask and answer.

How many pupils like going to ...?

Does Amal like going to ...?

Do Samer and Adam like going to ...?


(A) Look at the ad for a shop in the mall.



newest fashion for
women .



We're NOT expensive!
Our prices are great!
We have everything you
need for all sports.



every thing you need
for kitchen .



toys for all ages



clothes for autumn
and winter



Shoes for all sizes

(B) Write an ad for each shop. You can use these words.

for everyone

clothes for autumn and winter

great for ...

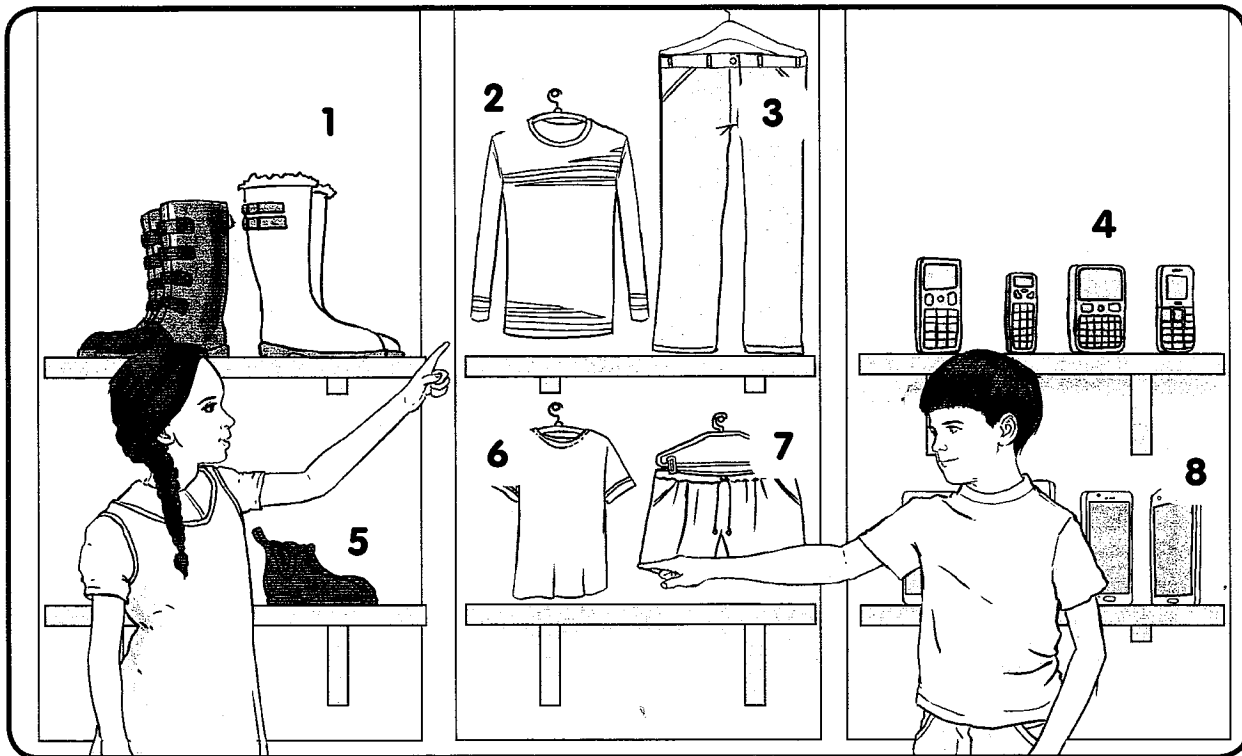
everything you need for ...

newest fashion

for all ages

for all sizes

in all colours



Ⓒ What are Wisam and Hiba saying? Match the number from the picture.

These are too short.

7

Those are longer.

3

This is pretty.

6

That is prettier.

2

These are too small.

5

Those are bigger.

1







This is too expensive.

8

That is cheaper.

4

(A) Choose an adjective for the pictures. Circle the best one.

- | | | | | |
|----|---|------------------|--------------|-----------|
| 1. |  | hard | <u>soft</u> | ice-cream |
| 2. |  | <u>long</u> | short | skirt |
| 3. |  | <u>thick</u> | thin | book |
| 4. |  | <u>expensive</u> | cheap | car |
| 5. |  | colourful | <u>plain</u> | T-shirt |
| 6. |  | <u>light</u> | thick | scarf |

(B) Write a phrase to describe each picture.

1. a soft ice-cream
2. a long skirt
3. a thick book
4. an expensive car
5. a plain te shirt
6. a light scarf

(C) You want a desk. What is your desk like?

What is it made of? it is made of wood .

What shape is it? it is circle .

What colour is it? it's brown.

Do you need drawers? How many? yes I do. three.

What is your chair like? Put a tick (✓).



(D) Describe your desk and chair.

My desk is a brown wooden and my chair is an expensive.

(E) (25) Listen. Are your desk and chair like these ones?

(F) Look and practise.

1. Look at these three words:

1	2	3
to	two	too

LÓÒK

2. (26) Listen to these three words. Do they sound the same?

Yes ✓ No


3. (27) Listen and complete the sentences.

1. I'm going to school.


2. I have two friends.

3. This computer is too expensive.

(A) What are these things or materials? Write the names.




paper




clay



leather



wool



metal



cotton.



oil.



A plant comes from a seed. A pot is made from clay.

(B) Use *comes from* OR *is made/are made from* and match.

- | | | |
|--------------------|---------------|-----------------|
| 1. Cotton | comes from | wood. |
| 2. Keys | is made from | a plant. |
| 3. Paper | are made from | cashmere goats. |
| 4. Cups and plates | comes from | metal. |
| 5. Wool | is made from | clay. |

C Write four sentences using these words.

1. wool/sheep wool comes from sheep
2. oil/ground oil comes from ground.
3. shoes/leather shoes are made of leather.
4. T-shirts/cotton T shirts are made of cotton.

D Read the sentences. Write the sentences from activity C again.

Use



- a) Most milk comes from cows and goats, but some milk comes from sheep.
- b) Most paper is made from wood, but some is made from plants like bamboo.
- c) Keys are always made from metal, but there are many different metals.
- d) Cups and plates are usually made from clay, but some are made from metal.



bamboo

1. most wool come from sheep.
2. oil always comes form ground.
3. shoes are usually made from leather.
4. some T shirts are made from cotton.

(A) Look at 'My magazine' on pages 32 and 33 of the Pupil's Book.

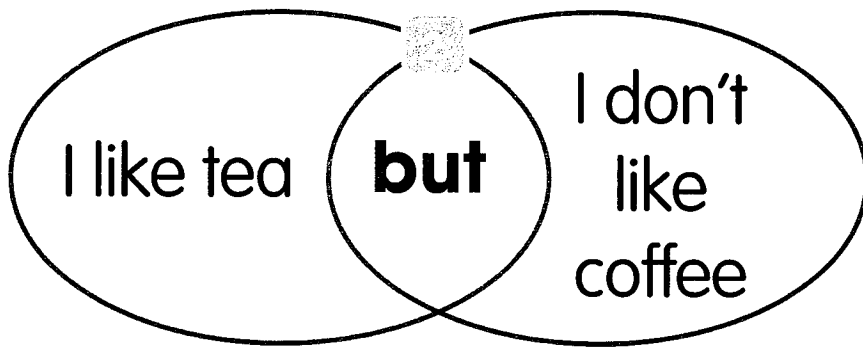
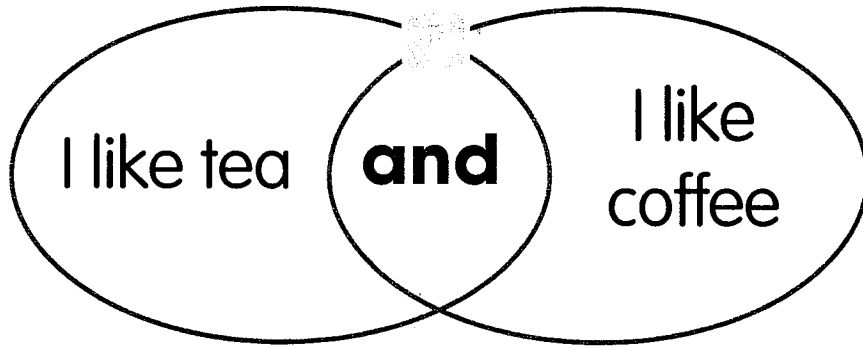
احسب كم **and** و **but** في تمرين

1. Find all the words 'and'. How many are there? _____
2. Find all the words 'but'. How many are there? _____

(B) Look at diagrams below. Which shows 'the same', which shows 'something different'?

✓ Shows the same = diagram ¹

✓ Shows something different = diagram ²



قاعدة أدوات الربط and ... but

LÓÒK

- We use **but** to show a contrast (to show something different).

I like bananas, but I don't like apples.

- We use **and** to add information.

The job is difficult and it is dangerous.

© Read the sentences and write **and** or **but**.

1. I have a brother, but I don't have a sister.
2. I ate chicken for lunch and I had it for dinner, too.
3. Lots of boots are made of leather, but some are made of rubber.
4. Mariam speaks English and she speaks French, too.
5. The TV is on, but we're not watching it.
6. Yesterday was cloudy and cold, but it didn't rain.
7. We grow rice on our farm, but we don't grow vegetables.
8. My cousin is in grade 6 and I am, too.

#الأستاذ_علي_البيديري

A  Listen and read.

استمع و اقرأ

When you open a book do you think about how paper is made?




The history of paper

History books tell us that paper was invented in China more than 2,000 years ago, but the Ancient Egyptians made a type of paper from papyrus plants a long time before this.



Paper is everywhere



We use paper for so many things that we can't think about a world without it.

Does your family read newspapers, magazines and books?

We use boxes, paper towels, paper bags and many more paper things every day. In the classroom, we write on paper every day. Paper is everywhere!

What is paper made from?

Most paper is made from wood, but there are other materials that can be used. Paper can be made from cotton, grass, straw, sugar cane, or even from beets.



Beets growing on a farm

Looking after trees





It is important that we conserve trees by recycling paper. Many of the paper products we use today are made with a large percentage (%) of recycled paper.

B Read and write **T** for true and **F** for false.

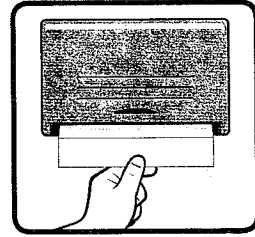
1. Paper is all around us at home and in the classroom. **T**
2. The first paper was made in China. **F**
3. The Ancient Egyptians didn't know how to make paper. **F**
4. Only three things are made from paper. **F**
5. I am using paper now. **T**
6. Paper can be made from many different things. **T**
7. *Conserve* means to look after. **T**
8. We can't use old paper to make new paper. **F**

C Write the names under the pictures.









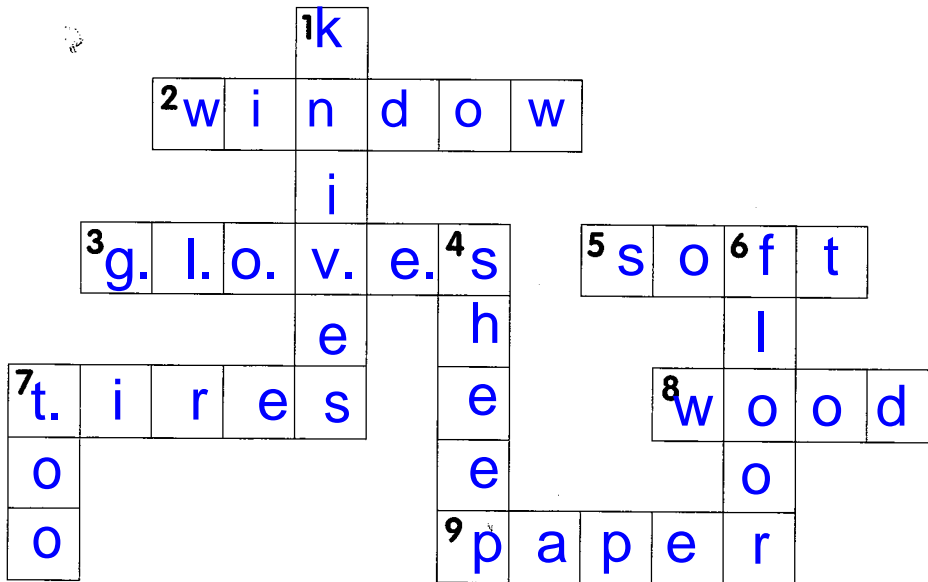
D Look, say, cover, write, check.

Read	Write 1	Write 2	Write 3
only	only.	only.	only
enough	enough.	enough	enough
many	Many.	many.	many
usually	usually	usually.	usually

I CAN ...



A Can you complete the crossword puzzle?



Across

2. It is made of glass. You can see through it.
3. These have eight fingers and two thumbs.
5. The opposite of hard.
7. They are made of rubber and there are four of them on a car.
8. What is most paper made from?
9. The Ancient Egyptians made paper from papyrus.

Down

1. They are made from metal and you need them to cut your food.
4. Wool usually comes from sheep.
6. In the mall, children's fashion is on the 1st floor.
7. The desk is too big for my small bedroom.

MY NEW WORDS

B What are the new words you know? Write six new words here and remember them.

1. hard

4. cotton

2. wool

5. soft

3. wood

6. jacket

C Read and circle the correct word in each sentence.

1. I have (to / too / two) uncles and three aunts.

2. He wants (to / too / two) buy a computer.

3. This denim jacket is (to / too / two) small for me.

4. The blue scarf is made of cotton and / but it is very soft.

5. There was rice and fish for lunch, and / but there weren't any vegetables.

6. My dad likes cheese, and / but my mother doesn't.

7. First, we'll go to children's fashion and / but then we'll go to the play area.

8. My aunt made this / that  cake for us.

9. This / That is my grandma's famous chocolate cake. 

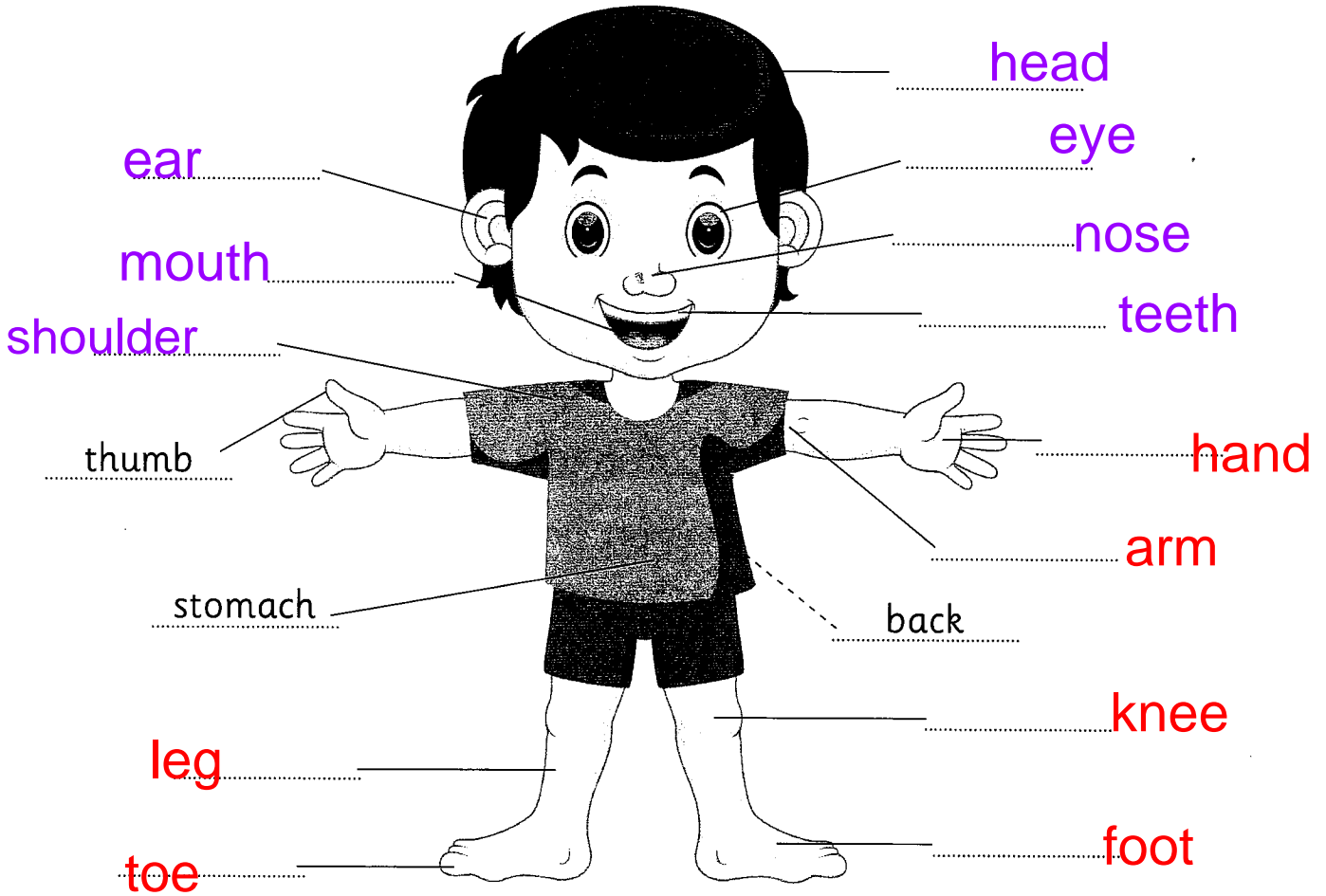
10. These / Those are the  balloons I bought at Fun City.

11. He was too small to hold these / those  big balloons.

Remember

Do you remember all the words for parts of the body?

ear leg arm mouth teeth hand head
foot eye nose toe knee shoulder



(B) ³⁴ Listen and say all the words in the picture.

(C) ³⁵ Listen to how we say and spell these words.

knee thumb tooth / teeth foot / feet

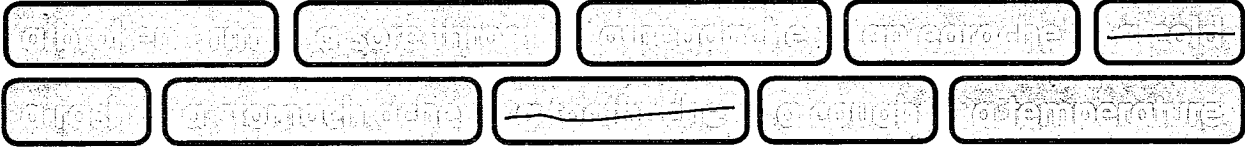
⊗ silent 'k' ⊗ silent 'b' irregular plural irregular plural

الاستماع التسجيل وتميز الاصوات التي لا تلفظ

اكمل الجمل .. هو لديه.../هي لديها

(D) Write sentences. Use **He has ... / She has ...**

How do they feel?



1 He has a cold.



2 She has a toothache.



3 He has a headache **التهاب الرأس**



4 He has a stomachache **التهاب المعدة**



5 she has a temperature. **الحمى**

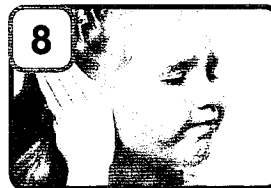


6 she has a rash

مرض جلدي



7 He has cough. **السعال**



8 she has an earache

التهاب الأذن



9 she has a sore throat

التهاب الوزتين



10 He has a broken arm

ذراع مكسورة

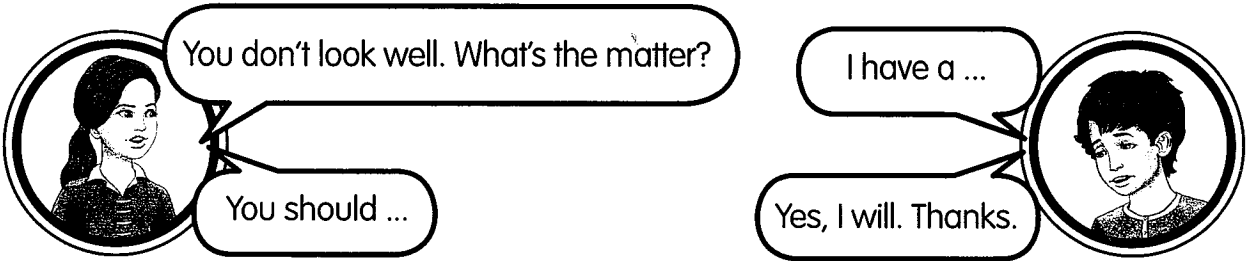
(E)  Listen and check your answers.

(A) Read and match the sentences.

You should +

- | | | |
|----------|----------------|---|
| 1. go | something hot. | 3 |
| 2. wear | a tablet. | 5 |
| 3. drink | to bed. | 1 |
| 4. go | lots of fruit. | 6 |
| 5. take | warm clothes. | 2 |
| 6. eat | to a doctor. | 4 |

(B) Ask and answer.



(C) Complete these words.

- | | | |
|----------------------|--------------------|-----------------------|
| 1. heada <u>ch</u> e | 2. stoma <u>ch</u> | 3. <u>th</u> roat |
| 4. cou <u>gh</u> | 5. ra <u>sh</u> | 6. too <u>th</u> ache |

(D) Look at the words from activity C and say them.

- In this word, *ch* makes a /k/ sound (as in **cake**).
- In this word, *ch* makes a /k/ sound (as in **cake**).
- In this word, *th* makes the same sound (as in **three/3**).
- In this word, *gh* makes an /f/ sound (as in **fun**).
- In this word, *sh* makes the same sound (as in **shoe**).
- In this word, *th* makes the same sound (as in **three/3**).

تعلم التلاميذ طريقة لفظ الأصوات

#الأستاذ_علي_البديري


اقراء واكمل النصائح حول الزكام والسعال

(E) Read and complete the advice for coughs and colds.

ماذا تفعل اذا اصبت بالبرد(الزكام). ليك بعض النصائح من حول العالم

What do you do when you have a cough and a cold? Here are some ideas from around the world.

lemon old people bed tea onions drink throat




In China, people often use ginger root to help stop colds. Ginger is an ¹ old medicine used for more than 2,000 years. If you have a cold, try ginger ² drink. You can add lemon or orange.



In Japan, people add ³ lemon to hot water with ginger and honey. The onions will help clear your nose and the honey helps your sore ⁴ throat.



Hot tea with honey and ⁵ onion is a favourite drink for colds in many countries. In Spain, many ⁶ people also add garlic to stop the cough.



In Russia, some people make a hot ⁷ tea with egg and honey mixed with butter and milk. This is good for coughs. Drink it before you go to ⁸ bed and you will feel better in the morning.


1. Which of these do you think is the best medicine?

I think the best medicine is from _____

2. What do you take when you have a cold? Does your family have a special drink for coughs and colds?



(A) Write the verbs.



1. is/are too small/big
2. put a plaster on the cut
3. eat too many sweets
4. break your arm
5. wear a thick sweater
6. feel sick
7. burn yourself
8. drink enough water
9. go to the dentist


(B) Use the phrases from activity A in sentences.

1. My feet hurt because these trainers are too small.
2. You shouldn't break your arm.
3. If you cut your finger, put plaster on the cut.
4. You should go to the hospital if you feel sick.
5. When it's cold, you should wear a thick sweater.
6. These shoes are size 42, they are too big.
7. I had too much chocolate and now I eat too many sweets.
8. Don't touch that hot saucepan - you will burn yourself.
9. When the weather is hot, you should always drink enough water.
10. She has a toothache, she should go to the dentist.

self عندما يجتمع ضمير الفاعل مع ضمير المفعول به يصبح الضمير انعكاسي إضافة

When the subject and the object in a sentence are the same, we use a pronoun+self (or pronoun+selves).

I see my+self in the mirror.



- ✗ You **can't** say: I see me. ✓ You say: I see myself.
 ✗ You **can't** say: He cut him. ✓ You say: He cut himself.

(C)  Listen and say the words.

Singular: myself yourself himself / herself / itself

Plural: ourselves yourselves themselves

(D) Complete the sentences with pronoun+self OR pronoun+selves.

- I cut myself with a sharp knife.
- They taught themselves to cook.
- You have a cold. You should look after yourself.
- We enjoyed ourselves at the park.
- He fell off his bike and hurt himself.
- My sister likes to look at herself in the mirror.
- My cat saw itself in the mirror.

(E)  Listen and say the rhyme.

The selfie rhyme

I look in the mirror.


What do I see?

I see myself looking at me!

I pick up my phone.

And what do I do?

I take a photo of myself, too.



An icon is a picture (or symbol) that means a thing or an action.

اقراء ووصل بين رمز في الحقل الاول مع الوصف في الحقل

(A) Read. Match the icons with what they mean.



Search means 'look for' something. 2



Smartphones and some computers and laptops have **touchscreens**. You don't need a mouse with a touchscreen. 5



The **internet** connects millions of computers. The web (the *world wide web* or just **www**) is how you access information using the internet. 4



Click is a short sound. On computers, **click** means choose something you want to see or do. 3



Scroll means move: you can go up or down to see what you want. 1

(B) Match a verb from Column A with a noun phrase from Column B.

وصل بين الكلمات من قائمة a الى القائمة b

Column A

Column B

1. go online

enter on your keyboard 4

2. search

the webpage by scrolling up or down 5

3. key in

the web 2

4. press

to find a website 1

5. navigate

using your mouse 6

6. click

the address you want 3

C Read about how to write an email. Write your own email to a friend.

To: your friend's email address _____

Subject: what you are writing about

How are you? _____

Starting: Always start your email with 'Hi + name' or 'Dear + name'.

Hi Basim / Dear Basim

1st paragraph: This is where you tell your friend or family what you want to say.

How are you today? My brother said you didn't feel well yesterday because you had a cold. I hope you are feeling better today. Did you go to school?

2nd paragraph: To talk about something new you should start another paragraph.

At school in my class we looked at using the internet and learnt how to go online. It was very interesting. We also looked at how to write an email. My teacher said that we should write an email for homework, so this is my homework.

Finishing: At the end of your email you can write 'Best wishes' and your name.

Best wishes, Wisam

A There is a mistake in one word in each sentence.
Underline the mistakes.

1. The interworld connects millions of computers everywhere.
2. First, you go onweb to find what you want.
3. Then you search for a webplace that you are interested in.
4. You can key out an address if you know it.
5. When you want to see more about something on your screen, just clock on it.
6. I want to search for information about making cakes. Here's an interesting dress <https://www.homecakes>.
7. Now, school up and down to see more webpages.
8. Using your house or touchscreen to find what you want is called *navigating*.

B Write the correct words.

1. internet 2. _____ 3. _____ 4. _____
5. _____ 6. _____ 7. _____ 8. _____

LÓÒK

the internet **the** web BUT a website an address

We say 'the internet' and 'the web' because there is only one.

You know other words that are like this:

the Sun / **the** Moon / **the** world (= our world)

Rivers have *the*: **the** Euphrates / **the** Tigris

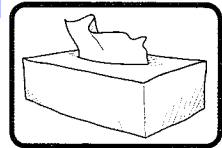
C  Listen and read.

Colds and coughs can make you feel very unwell.

When you have a cold or a cough, you can feel 1 hot or cold. Your temperature can be high. You can have a 2 headache and have a sore 3 throat. Sometimes, you feel tired and do not feel like eating. You will probably have a runny 4 nose too.

Colds are not made better by medicine. Your body will stop the cold and the cough by itself. The best thing to do is rest or go to 5 bed. Remember to drink lots of 6 water

or hot drinks like tea with honey and lemon. You should sneeze into a tissue to stop other people getting your cold.



D Read 'Coughs and colds' again and write the missing words.

bed

nose

throat

water

hot

headache

E  Listen and say the rhyme.

Sneezing rhyme

Are you sneezing?

Are you coughing?

Cover your mouth,

Get a tissue,

Blow your nose,

Throw the tissue away.

Don't forget to wash your hands.

Yes, wash your hands!

TEST YOURSELF -
DON'T LOOK BACK.

(A) Write the missing verbs.

1. be nice to people online.
2. keep your passwords safe.
3. be careful about what you share (pictures, thoughts).
4. Never meet a person that you only know online.
5. keep your personal information safe.
6. If you find something you don't like online, tell your parents or your teacher.

(B) Did you use these verbs in activity A?

be

be

keep

keep

meet

find

LÔÔK

تستخدم النصائح
should/shouldn't


We use these words to say what is the best thing to do (give **advice**).

- You **should** be nice to people online.

تستخدم للقواعد
must/mustn't





We use these words to make a **rule**.

- You **must** keep your password safe.



C Match a sentence and a picture. Complete the sentences with **must/mustn't** or **should/shouldn't**.

- I shouldn't forget to clean my teeth in the morning and in the evening. **4**
- I must keep my password safe. **3**
- My dad said I shouldn't play games for too long. **2**
- We must eat healthy food. **5**
- Look at this sign. It says we mustn't use our smartphones. **1**



D Circle the correct adjective and complete the sentences.

- easy hard This Maths task is _____.
 $(11x - 5)^2 - (10x - 1)^2 - (3x - 20)(7x + 10) = 12$
- interesting boring There are many _____ websites where you can learn about lots of things.
- nice bad Be careful, because there are lots of _____ websites.
- friendly unfriendly My grandparents are very _____ people and always try to help everyone.
- helpful unhelpful This website is very _____. It doesn't tell you how to make a cake.
- safe unsafe It is _____ to put your personal information online.



A

49

استمع للتسجيل
Listen and read about the new laptop.

My family's new laptop by Basim


Yesterday, I went to the mall with my family to look for a new computer.

My dad said that we should buy a laptop because it is easy to carry. It shouldn't be too big or heavy.




My dad and mum can use the laptop for work or at home. Hiba and I can use it in our bedrooms for homework. We can search for information when we have a school project.


Mum says that we can email our friends and family, but we must have safe passwords. We should remember the password but we shouldn't write it down, and we must share information and photos with friends and family only.



We looked at lots of laptops. Some were too big and some were too small. A lot of laptops were too expensive. It took a long time to choose the best one for our family.



Our laptop is silver with black keys. It has a mouse and a webcam – that's a web camera. It can connect to the internet. It can play music and we can send messages.



B Read and write **T** for true and **F** for false.

- 1 Dad doesn't want to buy a laptop. **F**
- 2 Mum thinks that heavy laptops are the best because they're strong. **F**
- 3 The family can use the laptop in different rooms. **F**
- 4 It's a good idea to write your password down and keep it safe. **T**
- 5 The children can share photos with their family. **F**
- 6 All the laptops were too expensive. **F**
- 7 Basim's family looked at lots of laptops. **T**
- 8 The laptop they bought is black with silver keys. **F**

C Read the sentences and check your answers with a partner.



Dad doesn't want to buy a laptop.

I think it is ...



انظر. قول. غط. ثم اكتب كلمة ٣ مرات

D Look, say, cover, write, check.

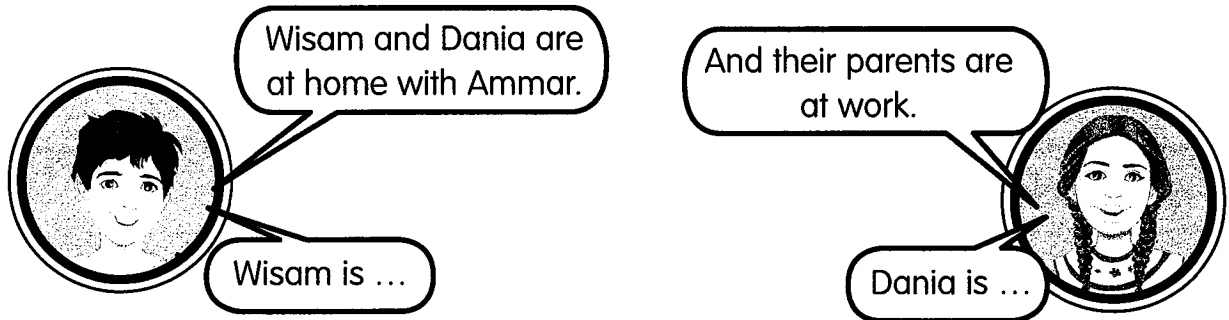
Read	Write 1	Write 2	Write 3
knee	knee.	knee.	knee
thumb	thumb	thumb.	thumb
stomach	stomach.	stomach.	stomach
cough	cough.	cough.	cough.

انظر الى القصة في الصفحة ٥٢

(A) Look at the story on pages 52 and 53 of the Pupil's Book. Can you put the sentences in order?

- 1 Wisam and Dania are at home with Ammar. Their parents are at work.
- 2 Wisam is working online.
- 10 The family have their dinner. Ammar says: 'I still like tomatoes!'
- 3 Dania is making dinner to help her parents.
- 9 Mum and dad come home.
- 5 Ammar gets bored. He gets a big knife and some tomatoes. He thinks: 'I can help.'
- 6 His sister doesn't see him.
- 9 They put the plaster on Ammar's finger. He stops crying.
- 4 Ammar is playing with his toys in the kitchen.
- 11 Mum says: 'You mustn't use sharp knives!'
- 8 He starts to cry. Dania sees him. She says: 'Wisam, get a plaster quickly.'
- 7 Ammar tries to cut a tomato. The knife slips and cuts his finger.

(B) Tell the story with your partner.



MY NEW WORDS


تمرین یختار فیہ التلمیذ ست کلمات حفظها من الفصل

(C) What are the new words you know? Write six new words here and remember them.

1. headache
2. internet
3. a tablet
4. arm
5. icon
6. a rash

تمرین حلو ومفید یعمل علی شکل حزورة

(D) Read the puzzles. Do you know the answers?

	Questions	My answers	My friend's answers
1	Complete the sentence: The _____ connects millions of computers around the world.	internet	
2	Before you can find a website, you must go _____.	online	
3	What does this  icon mean?	search	
4	What do you use a mouse for?	to read to see	
5	Which is correct: <i>click on</i> or <i>click with</i> ?	click on	
6	Do you need a mouse with a touchscreen?	no it'snt	
7	Complete the sentence: You can scroll _____ or _____.	up down	

(E) Ask your partner. Does he/she have the same answers?





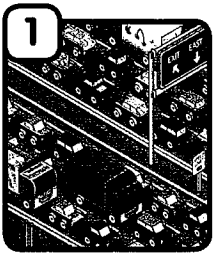
(A) Complete the sentences.

1. When I grow up, I want to be a teacher because I want to help young people to learn.
2. When I grow up, I want to be an engineer because see a lot of people
3. What's your job?
4. Where dose a housewife work?
5. A bus driver works on the roads.
6. How many sisters does Basim have?
7. My mother has a brother. He is my uncle
8. My father has a sister. She is my aunt

(B) Read and write the number of the correct picture.

I am a bus driver **(4)**. I work on the roads. I drive the school bus. The roads in Baghdad are very busy. There are lots of cars, taxis, trucks and buses **(1)**. I usually drive lots of children to school in the morning and take them home in the afternoon **(6)**.

I wake up early **(2)** and have my breakfast. Then I drive my big yellow bus from the bus station **(5)**. Sometimes, children leave their bags on the bus **(3)**. I put the bags in a safe place and give them back the next day.



A Read and label the picture.

This is a table for playing table tennis. It is made of different materials. Here are the materials.

rubber wheels

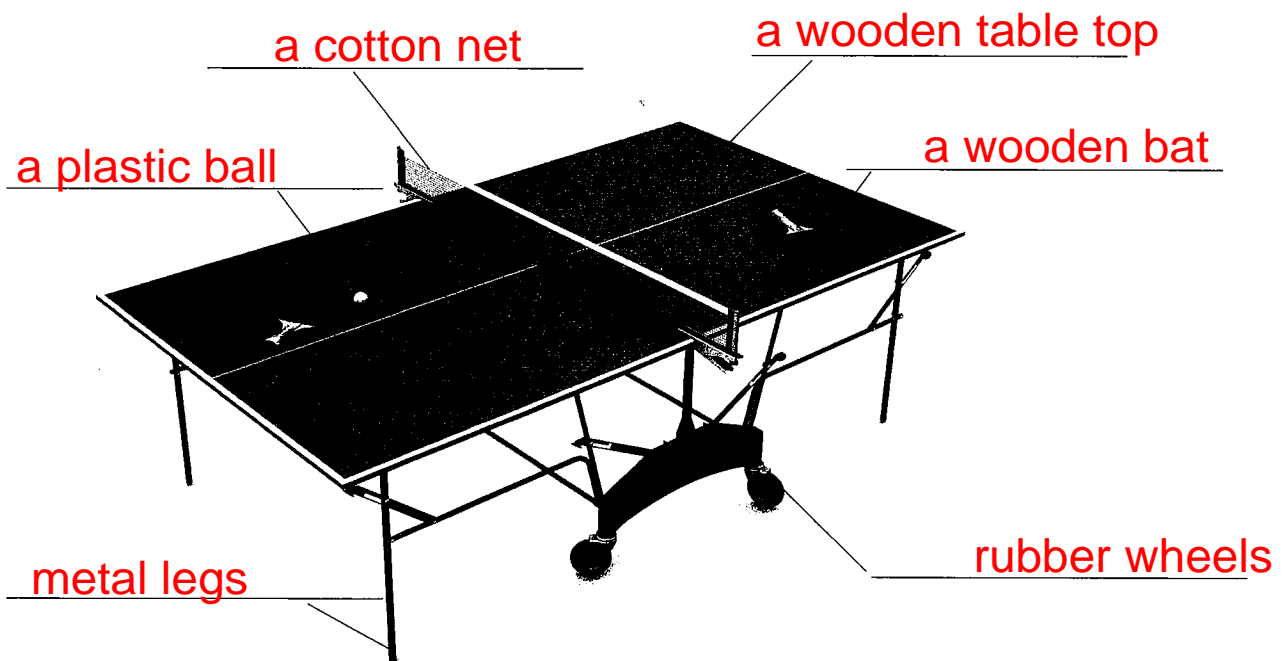
metal legs

a cotton net

a plastic ball

a wooden table top

a wooden bat



B Write an adjective for these things.

1. leather shoes

2. a woollen scarf

3. a plastic bottle

4. a cotton shirt

5. a wooden toy

6. glass cap

(A) Read a boy's story.

I went to ~~mall~~ yesterday, but I didn't feel well.

I had a headache and a sore ear. I felt hot.

My teacher said that I had a broken arm.

She said that I should go shopping. She called my mum on her smartphone. My mum came to school and we drove home

in the car. When we got home, my mum said that I should

go to work. She made me a hot pizza with lemon, honey and

ginger root. She gave me a carrot for my headache and a box

of tissues because I was sneezing. I feel much bigger today.

**(B)** Write the wrong words and put the correct words next to them.**wrong word**

1. mall
2. sore ear
3. broken arm
4. shopping
5. in
6. work
7. carrot
8. bigger

correct word

1. school
2. ear ache
3. a cold
4. home
5. be
6. bed
7. tablets
8. better


(C)  Listen and check your answers.

استمع للتسجيل ثم ضع القطعة حسب الترتيب الصحيح

(A) Read and put the story in order.

My grandpa's story about going online

It is very interesting searching online. You must be careful because there are lots of websites. We keyed in the address <https://www.coughsandcolds>. Here we found a website with ideas from around the world.



(1) I am Hiba's grandfather. Hiba and her brother, Basim, are teaching me how to go online. Yesterday, we looked at a website about coughs and colds and what you can do to make yourself feel better.



Grandma made this tea with the ginger root and lemon for us. We thought it tasted very nice. When I have a cold, I am going to make this tea.

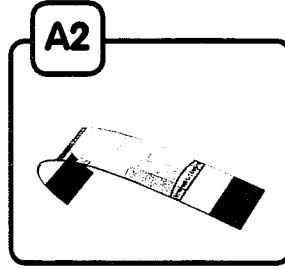

We logged in by pressing ENTER on the keyboard. The webpage came up on the screen. We navigated the webpage by scrolling up and down.

We read the advice about coughs and colds. We liked the idea about tea with ginger root and lemon from China.






(B)  Listen again and check your answers.



A Look at the photos of inventions. Answer the questions.



1. What are these inventions? They are all telephones
2. Which photo shows how these inventions:
 - a) were in the past A3, b) are now in the present A1, c) will be in the future A2?



3. What are these inventions? They are all automobile
4. Which photo shows how these inventions:
 - a) were in the past B2, b) are now in the present B1, c) will be in the future B3?



5. What are these inventions? They are all planes
6. Which photo shows how these inventions:
 - a) were in the past C3, b) are now in the present C1, c) will be in the future C2?

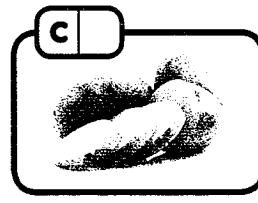


B Read and choose the correct answers to the questions.

A fun invention that everyone likes

In 1853, a man called George Crum, who was a chef in a restaurant in America, invented potato chips by chance. A difficult customer often sent his French fries back because they were too soft and not crispy.

Mr Crum had a clever idea. He sliced the potatoes so that they were very thin. Then he fried them in oil until they were crispy and crunchy. Then he put some salt on them. The customer was very happy with this new type of fried potato. That is how the invention happened, just by chance!

1. What did George Crum invent?



2. What did the customer want?

a) soft fries

b) hard fries

c) crispy fries

3. What did Mr Crum do first?

a) He grated the potatoes.

b) He baked the potatoes.

c) He sliced the potatoes thinly.

4. How did Mr Crum cook his new invention?

a) in oil

b) in the oven

c) in water

5. Did the customer like the new invention?

a) No, he didn't.

b) Yes, he did.

c) He added salt.

C Ask and answer.



What's the answer to question 1?


Yes, I agree.

It's picture ...



Let's say it

A Look and read the words.

اختراع
inventionاتصال
communicationمحادثة
conversationحساب
calculationمعلومات
informationتصفح
navigationوصف
descriptionالتعليمات
instructionWhat do all these words end in? tion (ش) تلفظB  All these words are nouns. Can you say these words? Say them to **yourself**. Listen and repeat.

C Complete the sentences using some of the nouns from activity A.


1. Our teacher asked us to write a information of something made of cotton.
2. I think the computer is the most important invention.
3. Speaking to a person is the fastest form of communication.
4. I wrote some instruction for my grandpa about how to go online.
5. For our Maths homework we have 20 calculation.

D  Listen and check your answers.

E Correct the spelling mistakes. Look at page 60 of the Pupil's Book and check your answers.

1. posible possible
2. telephon telephone
3. inventer inventor
4. people people
5. centuri century
6. inportant important

(F) Making a string telephone




عمل هاتف بسيط وسيكون عمل صفي عن طريق احضار بعض الادوات



You will need:

- 2 paper cups
- A sharp pencil or sewing needle to help poke holes
- String



ball of string

Instructions:

1. Cut a long piece of string. Try different lengths, but the string must be long enough for you to be far away from your partner.
2. Make a small hole in the bottom of each cup.
3. Put the string through each cup. Tie knots at each end to keep the end in the cup.
4. Stand away from your partner holding the cups at a distance that makes the string tight. Don't let the string touch anything else.
5. Talk into the cup while your partner listens using their cup. Can you hear what they say? Now swap and listen to your partner.




#الاستاذ_علي_البيديري

A  Look at these words and listen to their meanings.

Word	Type of word	Meaning
population	noun	All the people in a town, a country, the world
price(s)	noun	The money you pay for something
height	noun	How tall a person or thing is
number	noun	A word or a sign used to count, measure and label something

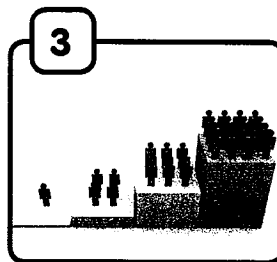
B Look at the diagrams. Match a noun from activity A to each diagram.



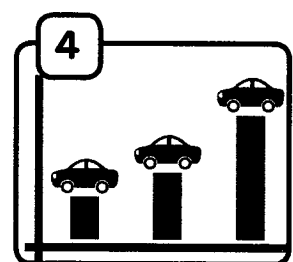
height



prices



population





number

C Read and match the sentences to the diagrams.

- Prices are going up all the time. **2**
- The number of cars is increasing in every country every year. **4**
- People are getting taller. **1**
- The population of the world is increasing all the time. **3**

D Find the verbs in activity C and underline them.

E Look at the diagrams and the verbs. Complete the sentences.

	
go up	go down
increase	decrease
get (+ taller)	get (+ smaller)

prices **safer** **number** **information** **healthier** **smaller** **temperature**

1. His temperature is going up. He should go to bed.
2. The supermarket ad says food healthier are going down this week.
3. New buildings are always getting safer
4. Smartphones are getting prices
5. The number of pupils in the school is increasing.
6. It is getting easier to find information because of the internet.
7. We are smaller because we are decreasing sugar in our food.

F Read your sentences with a partner.




Sentence 1 is:
His temperature is ...



Yes, I agree.
Sentence 2 is ...

١. انشاء عن المستقبل..
٢. تحدث عن عائلتك..
٣. كيف ترى المستقبل

A Read Basim's homework.



My mum and dad think that our lives will be better in the future. They think that computers will be more intelligent. They say that computers will help people communicate.

My father is an engineer. He thinks that buildings will be safer. He says that driverless cars will be safer too. He also thinks that cars will be cleaner.

My mother is a teacher. She thinks that computers will help pupils because they will access information easily. She doesn't think that there will be robot teachers. She says that pupils won't study at home.

My grandfather is learning how to use a computer. He is excited because computers will help him find information. He thinks that our world will be easier for young people than when he was young.

I agree that our world will be better. People will be healthier because of new medicines. Young people will learn more than their parents. We will make our planet cleaner and better. We won't let robots do everything!

B Don't look at activity A. Use these words to write sentences.

better easier safer more intelligent cleaner healthier

Remember

Remember to use capital letters and full stops.

1. our lives will / won't be
our lives will be better.
2. computers will / won't be
computers will be more intelligent.
3. buildings will / won't be
building will be safer
4. cars will / won't be
cars will be easier
5. our world will / won't be
our world will be cleaner
6. people will / won't be
people will be better.

C Use an adjective from activity B to complete each sentence.

1. Flying by plane will be _____ in the future.
2. In the future, our cities will be _____ and better to live in.
3. People won't be _____ in the future if they don't eat better food.
4. It will be _____ to go shopping in the future because we will use our smartphones for money.



(A) Write the first letter for each planet.

Mars 4

Earth 3

Saturn 6

Jupiter 5

Neptune 8

Venus 2

Uranus 7

Mercury 1

(B) Look at activity A again. Write numbers 1–8.

1 is the closest to the Sun and 8 is the farthest from the Sun.

Use this rhyme to help you.





My Very Excellent Macaroni Jelly Stands Up Now.

(C) Look at the picture of our solar system on page 66 in the Pupil's Book. Write **T** for true and **F** for false.

1. There are two Suns. **F**
2. There are eight planets. **T**
3. The biggest planet is Saturn.
4. The smallest planets are Mercury and Mars.
5. Venus is closest to the Sun.
6. Neptune is the farthest from the Sun.
7. Our planet, Earth, is often called the 'blue planet' because there is lots of water. **T**
8. Mars is often called the 'red planet' because it looks red in the sky.
9. There are two planets that start with **n**.

استمع للتسجيل

D Listen, look and say.



E Look at the spelling rules.



1) adjective	2) comparative		3) superlative	
short adjectives	+ er	cleaner taller	+ est	the cleanest the tallest
ending in -e	+ r	safer	+ st	the safest
short adjectives ending in -y	y → i + er	easier	y → i + est	the easiest

A Answer the questions about yourself.

1. Would you like to be a space traveller?

2. Which planet would you visit?

3. Write two things that you would take with you.



B Listen and read. Write the verbs with *will/won't* + verb.

eat **sleep** **travel** **clean** **cook** **be**



Do you think you will go into space in the future?



No, I won't go into space, but I think people _____ to other planets.



What will it be like?



I think it _____ difficult and dangerous.



What about food? Do you think people _____ in ovens?



No, people won't cook in the spaceship. I think they _____ cold food.



It won't be like home cooking!



Do you think they _____ in beds?



Yes, but the beds will be very small.



How do you think people _____ wash and _____ their teeth?



I don't know. Let's search online and find some information.



That's a good idea.

Remember

For months we use *in*:

For days we use *on*:

For times and holidays we use *at*:

in April / **in** October

on Monday / **on** Saturday

at 4 o'clock / **at** the weekend / **at** Eid


C  Listen and point to the dates you hear. استمع للتسجيل

2000	2007	2018	2050	1977	1895	1910	1876
1885 - 1886	25 th March	11 th November	1 st August				
January - February	Monday 7 th - Friday 11 th July		5 th May 2018				
11 th century	20 th century	19 th century	21 st century				

D  Listen and say. Listen again and write the dates in the correct list.

in	on	from ... to

E Ask and answer.



When's your birthday?

I was born in 2007.

It's in April.



It's on 7th April.

What year were you born?

A Write the words in the squares in the correct order.

- In 2050, I think robot nurses in hospitals.

- By 2025, I think driverless cars everywhere.

- There humans living on Mars for a long time.

- In the future, most people all their shopping online.

- In the future, prices .
- Computers better and faster than now.

B Write the comparatives and superlatives of the adjectives. Look at page 65 to check your answers.

adjective	comparative	superlative
thick / soft		
large / late		
happy / tidy		

C Complete the sentences with a comparative from activity B.

- Now that I'm 12, I can go to bed _____ than when I was 6.
- My sister's bedroom is _____ than mine because she doesn't put her things on the floor.
- A woollen scarf is _____ than a cotton one.

D  Listen and say these words. What's the problem?

Look at these groups of words. They have the same sound, but they have different meanings.



1. son sun 4. you're your
 2. father farther 5. they're there their
 3. it's its

E Use the words from activity D to complete the sentences.

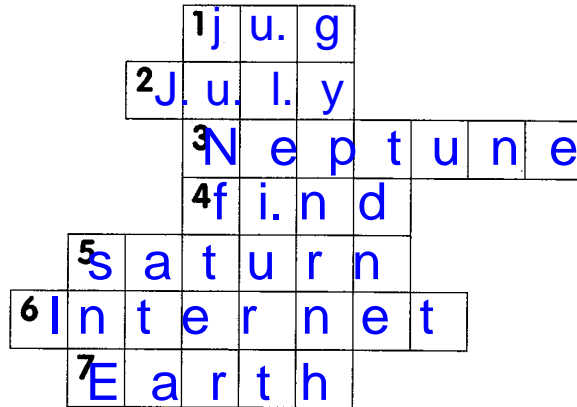
1. _____ is only mum at home now. Where are the children?
 _____ at school now and _____ dad is at work.
2. My _____ is an engineer. Neptune is _____ away
 from us than Mars.
3. My parents have a _____ and a daughter. Mercury is the
 closest planet to the _____.
4. _____ not feeling very well because _____
 temperature is going up.
5. _____ a good school and _____ pupils work
 very hard.

F Look, say, cover, write, check.

Read	Write 1	Write 2	Write 3
easy	easy.	easy.	easy
easier	Easter.	Easter.	Easter.
heavy	heavy.	heavy.	heavy.
heavier	heavier.	heavier.	heavier

I CAN ...

(A) Answer the clues and complete the puzzle.



CLUES

1. It's made of glass. You put water in it and pour the water into cups.
2. It's the 7th month of the year.
3. There are eight in our solar system.
4. This is a picture or a symbol on a computer or a smartphone.
5. It's the 6th planet from the Sun.
6. It connects millions of computers.
7. This is sometimes called the 'blue planet'.

(B) What's the mystery planet? sun

(C)  Listen and say these words.

Here are more words that have the same sound, but different meanings.



- | | | | | |
|--------|-----|-----|---------|------|
| 1. to | too | two | 3. here | hear |
| 2. one | won | | 4. by | buy |

MY NEW WORDS

D What are the new words you know? Write six new words here and remember them.

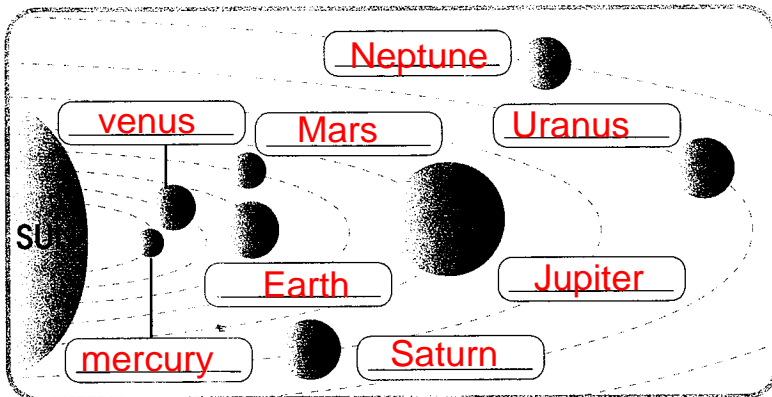
- | | |
|---------------------|-----------------------|
| 1. <u>invention</u> | 4. <u>temperature</u> |
| 2. <u>telephone</u> | 5. <u>calculation</u> |
| 3. <u>computer</u> | 6. <u>safer</u> |

E Use the words from activity C to complete the sentences.

- We live here, opposite the park. There are lots of birds in the park. Listen carefully and you can hear them singing.
- I have one brother. He's very good at sports. He won a race at school yesterday.
- It is better to eat healthy food and not to eat too much sugar. Don't put more than two spoons of sugar in your tea.
- by 2050, I think we will probably buy everything on the internet.

F Can you write the names of the planets? Don't forget the capital letters.

يكون ترتيب الكواكب حسب البعد عن



Don't look at your Pupil's Book.

Remember

My Very Excellent
Macaroni Jelly Stands
Up Now.

A Match the verb with a device.

- | | | |
|---|------------|----------------------------------|
| 1 | You slice | with a grater. |
| 2 | You peel | in an oven. |
| 3 | You grate | with a spoon. |
| 4 | You mix | with a knife. |
| 5 | You bake | with your hands or with a knife. |
| 6 | You spread | with a knife. |

B Choose the correct verb to complete the sentences.

- _____ the tomatoes into thin circles.
Slice Grate Eat
- _____ the cake for 45 minutes in the oven.
Mix Cut Bake
- _____ the potatoes and throw away the skins.
Grate Peel Make
- _____ the honey on the bread with a knife.
Wash Bake Spread
- _____ the cheese before you put it on the macaroni.
Grate Spread Look at
- _____ the onions and tomatoes together with a spoon.
Slice Mix Hold



C Find the wrong spelling in each sentence.
Underline and write it correctly.

1. My mother kebsa delicious cakes. _____
2. Honey and lemon dixme into hot tea is good for coughs and colds. _____
3. First, you should lisec the tomatoes and cucumbers.

4. Before you start cooking, you should sawh your hands.

5. You must elep an orange before you can eat it.

6. edspar the butter thinly on the bread. _____

D Read and circle the odd word.

- | | | | |
|-------------|--------|----------|--------|
| 1. apple | orange | cherry | potato |
| 2. saucepan | knife | fork | spoon |
| 3. bread | tomato | cucumber | onion |
| 4. face | hair | wash | hands |
| 5. grate | cheese | slice | peel |

E Look at activity D. Write the odd word next to the sentence below.


1. It's the odd word because it isn't a fruit. potato
2. It's the odd word because you can't eat food with this.

3. It's the odd word because it isn't a vegetable. _____
4. It's the odd word because it isn't a part of the body. _____
5. It's the odd word because it isn't a cooking verb. _____

A  Listen and read.



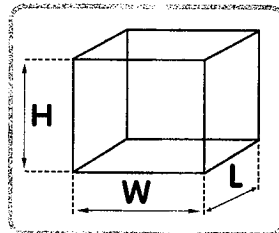
When we cook, we should weigh the ingredients. We use grams and kilograms. We can use spoons, too.



When we do Maths, we often measure size (how tall, how long, how wide). We use millimetres, centimetres and metres.



When we travel, we usually want to know how far we are going. We use kilometres.



We write these words with short forms (called abbreviations).

For cooking

g - gram

kg - kilogram

sp - spoon

For Maths





mm - millimetre

cm - centimetre

m - metre

LOOK
For travelling
km - kilometre

B Write the short form (abbreviation) under each picture.





This is our recipe for easy biscuits.
Make them yourself. They are delicious!



Remember that you must ask your parents
before you cook anything or use sharp knives.

C ⁷⁶ Listen and read. Put the instructions in the correct order.


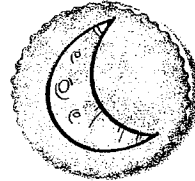
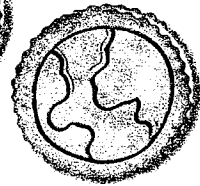


Easy planet biscuits

Ingredients

- 100g butter
- 100g sugar
- 1 egg, mixed with a fork
- 280g plain flour

For the decoration

- 250g icing sugar
- 1–2 sp water
- food colour (red, blue, green, yellow, orange, brown)



Instructions

1. Ask your mother if you can turn on the oven. The temperature should be 180°C.
 - Add the egg slowly and mix with the butter and sugar.
 - Mix in the flour to make a soft ball.
 - Mix the butter and sugar together until light and soft.
 - Make your biscuit ball flat and thin, about 4 mm.
6. Cut circles to make your biscuits.
 - Bake the biscuits for 10–12 minutes until gold-brown.

- The biggest biscuit will be the Sun.
- Make the circles different sizes so that each biscuit is like a planet.

For the decoration

1. Mix the icing sugar with 1 or 2 spoons of water to make icing that you can spread. Don't make it too thin.
2. Mix 1 very small spoon with yellow food colour to make the Sun.
3. Colour your other biscuits like the planets.

Now share your biscuits with your family or friends!

A Read the list. Match the housework to the pictures.

To do list









- | | |
|--------------------------|-----------------------------------|
| <input type="checkbox"/> | 1. Wash the plates and saucepans. |
| <input type="checkbox"/> | 2. Tidy your room. |
| <input type="checkbox"/> | 3. Fold up your clothes. |
| <input type="checkbox"/> | 4. Take out the rubbish. |
| <input type="checkbox"/> | 5. Water the plants. |
| <input type="checkbox"/> | 6. Pick up the books. |
| <input type="checkbox"/> | 7. Turn off the TV. |



B Listen. Which housework will they do? Write the numbers next to the name.

- | | | |
|--------------|-------|-------|
| Dania | _____ | _____ |
| Wisam | _____ | _____ |
| Ammar | _____ | _____ |
| Mum | _____ | _____ |
| Dad | _____ | _____ |

C Write the missing words.

- 1 Can we go online to _____ an easy cake recipe? 
- 2 Yes, that's a good idea. What are you going to search _____? 
- 3 We're going to key _____ <https://www.childrenchocolatecake>. 
- 4 We should find an _____ recipe. 
- 5 Look Mum, we found this recipe on a children's _____. 
- 6 Let me _____ the ingredients. Yes, we have all the ingredients. 
- 7 _____ we have any chocolate? 
- 8 Yes, there is _____ in the cupboard. 

- | | | | |
|---|-----------|---------|-------|
| 1 | find | look | see |
| 2 | with | for | about |
| 3 | in | out | on |
| 4 | expensive | bad | easy |
| 5 | internet | website | mouse |
| 6 | read | write | draw |
| 7 | Do | Must | Are |
| 8 | many | any | some |

D  Listen and check.

A Read and match the two halves of the sentences.



Can you help? Our safety rules are mixed up.

- | | |
|-------------------------|---------------------------------|
| 1. Put on your seatbelt | when you are in a car. |
| 2. Stop | on swings and slides. |
| 3. Look | your smartphone on your bike. |
| 4. Wear | by a road. |
| 5. Don't use | at the zebra crossing. |
| 6. Don't play | before you cross the road. |
| 7. Be careful | a helmet when riding a bike. |
| 8. Cross the road | left and right before you cross |
| | the road. |

LÔÔK

How do we give instructions?


The verb usually comes at the beginning of the sentence, like **Stop** and **Look**.

We can also add Do not/Don't - **Don't run**.

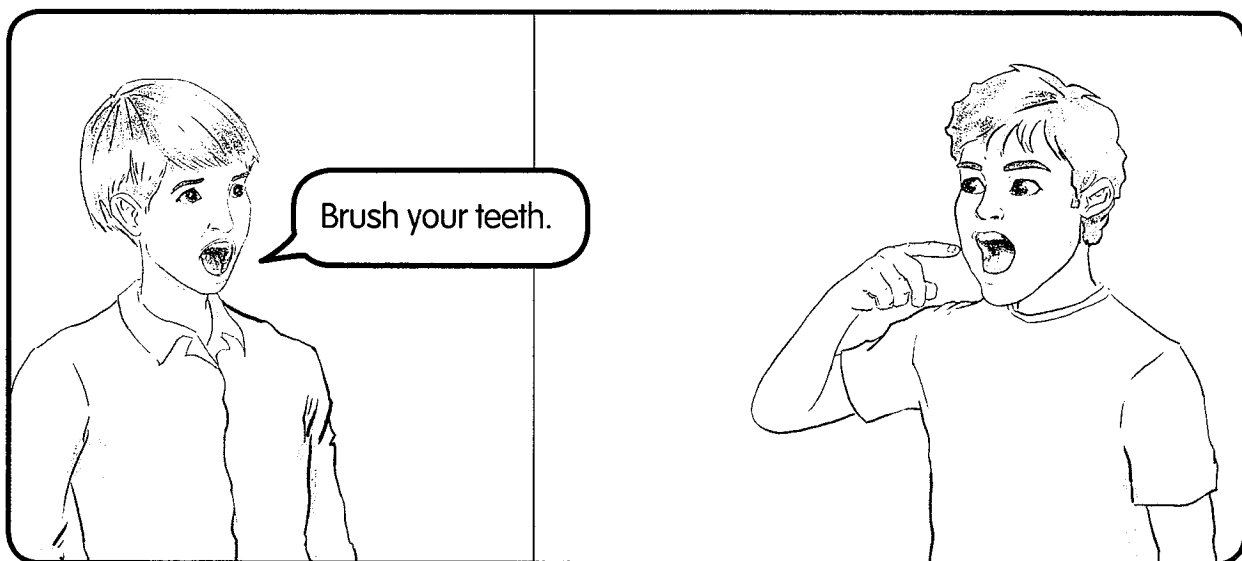


B Read these verbs. Add a noun to each verb.

1. Brush your teeth
2. Slice _____
3. Peel _____
4. Draw _____
5. Click on _____
6. Spread _____
7. Open _____
8. Close _____
9. Read _____



C Play the 'Instruction game'. Tell your partner what to do.



A Look at the pictures. Say what you can see with your partner.

gas bottle

oven gloves

broken glass

cleaning materials

hot saucepans

clothes iron

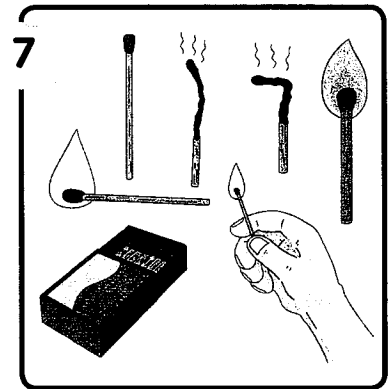


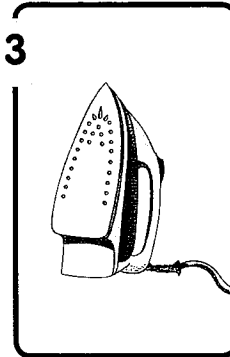
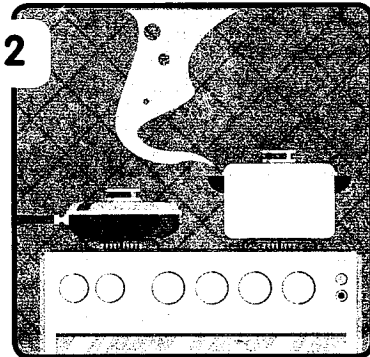

matches



I think picture 1 is ...



Yes, I agree.
What about picture 2? I think they are ...





Lots of accidents happen in the kitchen. You must be careful!

B This is what Mum said. Complete her sentences.

1. Don't play with _____
2. Don't use electrical things like _____
3. Don't put _____ on the front of the cooker.
4. Don't pick up _____ without gloves.
5. Don't touch _____
6. Don't open bottles of _____
7. Use _____ to hold hot things.

C  Listen and check your answers.

D Read some of the kitchen rules.

- You mustn't touch a clothes iron when it's on. You can easily burn yourself.
- You must use oven gloves to hold hot things because you can burn your hands.
- You mustn't play with matches because you can start a fire.
- You mustn't open bottles of cleaning materials. They are not safe for children.

E Write another kitchen rule.

Situation

- I am hot

The **reason** tells us *why*.

- ❖ Why are you hot?

Reason

because + verb + noun

because I'm wearing a thick sweater.

Because I'm wearing a thick sweater.

LOOK


(A) Write the numbers to complete the sentences.

1	2	3
4	5	6

1. You should wear a helmet because your head.
2. Check your tyres because hard.
3. Your brakes are important because sometimes quickly.
4. Don't hold things in your hands because safely.
5. You should wear bright, colourful clothes because you.
6. You should look at the road in front of you because sometimes holes in the road.

(B) Match the situation and the reason.

- | | |
|-------------------------------------|--------------------------------------|
| 1. He has a stomach ache | because it was raining. |
| 2. She is in bed | because he was playing with matches. |
| 3. We didn't play outside yesterday | because he ate too many sweets. |
| 4. He burnt his finger | because she has a temperature. |

C  Listen and check your answers.

D Look at the spelling rules.

1) adjective	2) comparative		3) superlative	
Short adjectives ending in <u>one</u> vowel and a consonant	double (x 2) the consonant + <i>er</i>	thin + <i>n</i> fat + <i>t</i>	double (x 2) the consonant + <i>est</i>	the thin + <i>n</i> the fat + <i>t</i>
Long adjectives (2 syllables or more)	add <i>er</i>	interesting intelligent	add <i>est</i>	the <i>most</i> interesting the <i>most</i> intelligent
Irregular adjectives: good bad far		<i>better</i> <i>worse</i> <i>farther</i>		the <i>best</i> the <i>worst</i> the <i>farthest</i>

E Write the two forms of these adjectives.

adjective	comparative	superlative
big	_____	_____
hot	_____	_____
difficult	_____	_____
dangerous	_____	_____

F Use the comparative or superlative forms to complete the sentences.

- Jupiter is _____ planet.
- Venus is _____ planet.
- Space travel to Mars will be _____ than going to the Moon.
- The kitchen is often _____ room in the house.

A Complete the notes.

The children's parents left some notes. Some writing is difficult to read. Can you help complete the notes?

Wisam

Remember to put
on your helmet
before you go out
on your bike.

Dad

Dania

Please put
the potatoes and
onions for dinner
today.

Mum

Basim

Don't hold your
books when you
ride your bike. Put
them in your bag.

Dad

Hiba

Remember that
the new knife is
very sharp.

Be careful
when you slice
the onions and
tomatoes.

Mum

Ammar

Remember that
you mustn't be in
the kitchen
by yourself.

Mum

B Listen and check your answers.

Remember
Don't forget to use capital letters and full stops.

C Write two notes to your brother or sister. Write three or four sentences in each note.

<hr/> <hr/> <hr/> <hr/> <hr/> <hr/> <hr/>	<hr/> <hr/> <hr/> <hr/> <hr/> <hr/> <hr/>
---	---

D Look, say, cover, write, check.


Read	Write 1	Write 2	Write 3
should			
shouldn't			
must			
mustn't			




I CAN ...




- (A) Read the bookmarks. Write the names of friends or family on each one.


ROAD SAFETY BOOKMARKS


Name 


Stop

Look

Listen



Name 


Always wear your helmet. Put your things in a backpack.


Name 

Wait until the bus leaves before you cross the road.


Name 

Always put on your seatbelt in the car.


MY NEW WORDS

B What are the new words you know? Write six new words here and remember them.

- | | |
|----------|----------|
| 1. _____ | 4. _____ |
| 2. _____ | 5. _____ |
| 3. _____ | 6. _____ |

C Correct the spellings.

- | | |
|------------------|------------------|
| 1. chese _____ | 4. tomatos _____ |
| 2. gratd _____ | 5. unions _____ |
| 3. chicken _____ | 6. peper _____ |

D Make your favourite flatbread pizza. Choose your ingredients.

- | | | | |
|---------------|---------------|-----------------------|-----------------|
| grated cheese | sliced onions | chicken | sliced tomatoes |
| garlic | herbs | green or black olives | pepper |

My special pizza

 Cooking time: 10–15 minutes

Ingredients


- flatbreads (half or one for each person)
- _____
- _____
- _____
- _____
- oil



A Write the endings for the phrases in the list.

1. Do the shop _____
2. Clean the hou _____
3. Bake a Mother's Day ca _____
4. Buy a present for mum and grand _____
5. Put up the decorat _____
6. Make mum and grandma's car _____
7. Wrap up our pres _____

B Write a sentence for each picture.



1. She's _____



2. _____



3. _____



4. _____

C Correct the mistakes in the email and write them down.

To: Noor
Subject: Our birthday party

My family is very excited this week because ¹at Saturday we're having a party for my grandpa's birthday. He doesn't know about it and it ²won't be a big surprise.

The party is going to be ³on our house. We're very busy getting everything ready. I wrote a list of the things we need to do. We want to help our mum and dad. I'm going to help mum to clean the sitting ⁴house and Basim is going to tidy ⁵her bedroom.

On Friday, we're all going to go shopping to ⁶make the presents and the party food. We're also going to buy some new clothes.

On Saturday morning, I'm going to help mum to do the cooking. Dad ⁷but Wisam are going to put ⁸down the decorations. Ammar is going to ⁹bake a card for grandpa. I think we should help him to do the drawings and make any cut-outs. Dad is going to wrap up grandpa's ¹⁰shopping and we will help him.

I won't see you this weekend because I'm going to be ¹¹two busy. I'll see you in school on Sunday and tell you ¹²for the party.

Hiba



- | | | |
|-----------|-----------|-----------|
| 1. _____ | 2. _____ | 3. _____ |
| 4. _____ | 5. _____ | 6. _____ |
| 7. _____ | 8. _____ | 9. _____ |
| 10. _____ | 11. _____ | 12. _____ |

D  Listen and check your answers.

A Make your own story. Colour your answers.

It is

Friday
Saturday

 morning and my family is going shopping.

We're going to go to the

mall
shops

 to buy some clothes for my brother and me.

We're going there

by car.
on foot.

I'm going to have a new woollen

sweater
dress

 and some rain boots for the winter.

My brother is going to have new leather

boots
shoes

 and some denim jeans.

When we finish the shopping, we're going to go to a café for

cake and lemonade.
ice-cream.

I like going shopping with my family because we

have fun.
get presents.

In the afternoon, we're going to visit our

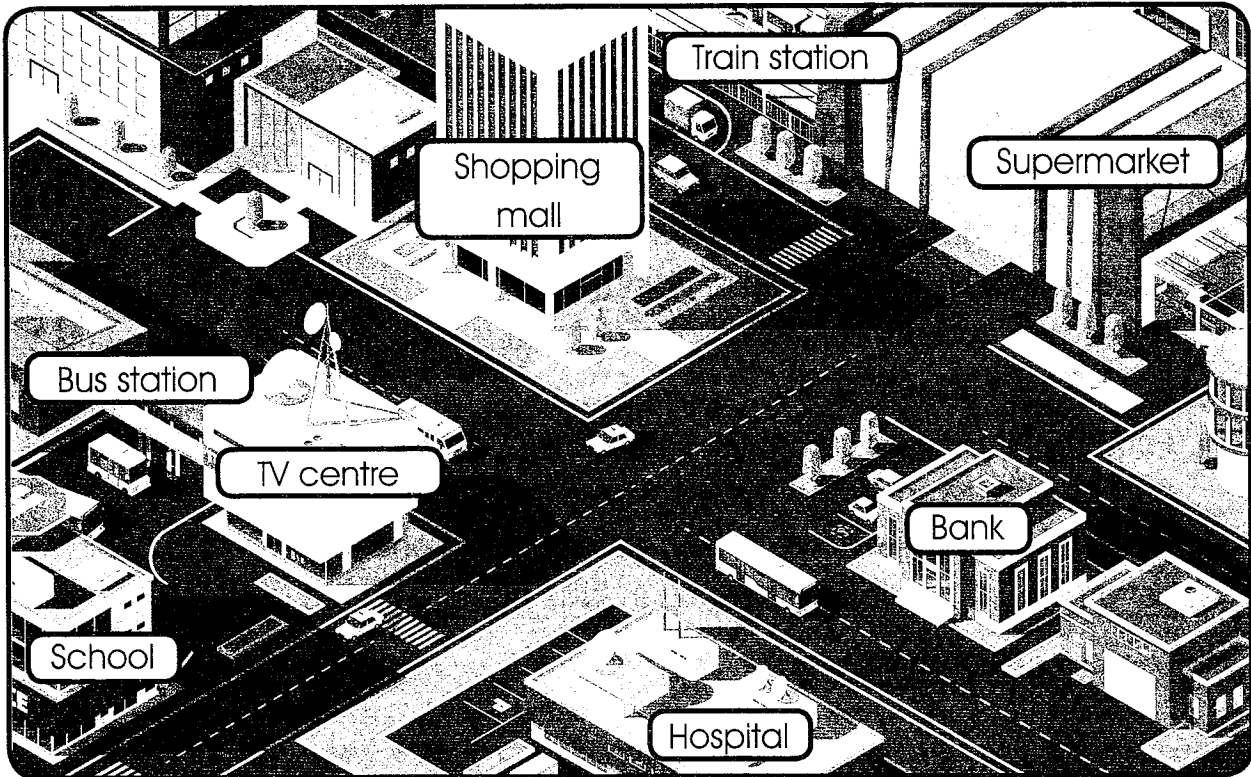
uncle and aunt
cousins

 at their house.

B Tell your story to your partner.

Let's say it

C Look at the map. Read the sentences and write **T** for true and **F** for false.



1. We can see a park opposite the train station.
2. The shopping mall is opposite the TV centre.
3. There is a new bank between our school and the bus station.
4. Person A: Excuse me. Can you tell me where the bank is?
Person B: It's near here. Can you see the hospital? The bank is opposite.
5. The new supermarket is on the road opposite the shopping mall.
6. There is a train station between the school and the TV centre.
7. We're lucky because our school is very close to the bus station.



A  Listen and read.

A

My cousin is 15 and he lives in Basra. I don't see him very often, but we often talk on the phone and we email and send messages every week. He's a good friend. Next week, we're going to see him and my aunt and uncle because it's his birthday.




I bought him a new computer game to play on his laptop. He likes games about space and games where you can build things. My parents bought him some brown leather boots and a green and blue cotton T-shirt. I wrapped them up in blue paper with red dots.

B

My little sister is 5 years old. She hasn't been very well this month. She had a bad cough and cold. Then she got a rash and had a temperature, too. She was in bed for four days and had to take some medicine. Our mum made her some chicken soup and she had fruit juice to drink.

Dad bought her a pretty new dress. I think it's made from cotton. It's blue and white with pink flowers.




She is feeling better now. I bought her a teddy bear as a get-well present. She loves teddy bears and has two old ones. This bear is very pretty. It's soft and woollen. It's light brown with a dark brown nose and little black eyes. I wrapped it in pink paper with little rabbits.

B Read the descriptions and write the underlined words in the columns.

	Presents	Colour	Material	Wrapping paper
1				
2				
3				
4				

C Read about the present Dania is going to buy for Ammar.

I'm going to buy my little brother a get-well present because he had a bad cough and cold. I am going to buy him a toy car. He loves cars and trucks. He wants a big red car with big black wheels. He likes fast cars. I'm going to wrap it in blue and red paper.



D Write about a present you are going to buy.

I'm going to buy my _____


A Look at page 97 of your Pupil's Book. How many verbs can you find?

B Look at the table.

- Write *R* for regular verbs and *I* for irregular ones.
- Complete the sentences with *should* or *must* + the verb.

	Verb	Past tense	Is it regular or irregular? Write <i>R</i> or <i>I</i>	Write the verb with <i>should</i> or <i>must</i>
1	blow up	blew up	I	You <u>should blow up</u> the balloons quickly.
2	tidy up	tidied up		You _____ your room before mum comes home.
3	clean	cleaned		We _____ the house before we start the decorations.
4	help	helped		You _____ your little brother make the cards.
5	start	started		You _____ making the cake now. There's only 1 hour to make it.
6	take	took		He _____ more time to do his homework.
7	put up	put up		We _____ the decorations before the party starts.
8	buy	bought		What can we buy grandpa? We _____ grandpa a laptop because he likes searching the web.

C Can you complete the crossword puzzle?



CLUES


Across

- 2. I hope they don't burst.
- 3. One slice of chocolate _____ for me, please.
- 5. I like this wrapping _____ with gold stars.
- 7. We celebrate this day on 21st March.
- 8. Let's put the _____ in this pretty glass jug.

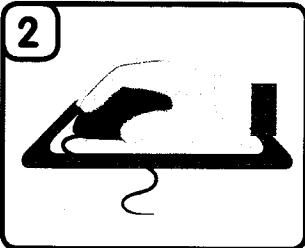
Down

- 1. We are going here to buy our grandma's presents.
- 3. We made two _____, one for mum and one for grandma.
We drew birds and flowers on them.
- 4. My birthday _____ were a computer game and a bike helmet.
- 6. What are you going to _____ at the shopping mall?
- 8. My mother always cooks delicious _____

A Match the pictures with the sentences. Correct the sentences.




1. What's he doing?
He get on the bus.




2. What's the man doing?
He's push his daughter.



3. What's she doing?
She talking on a smartphone.



4. What's she doing?
She is look at a shopping website.



5. What's he doing?
He is clicked on something with a mouse.



6. What's the boy doing?
He will put on a helmet.

B Listen and read.


Mother's Day

Mother's Day is a day to show love and thanks to all wonderful mums everywhere by helping at home and by giving presents and flowers.

Mother's Day celebrations go back many thousands of years. The date that countries celebrate this day is different around the world. In some countries the date is in May and in others, like Iraq, it comes earlier in March.

On Mother's Day, most people give presents and cards to show their mothers how much they are loved. Flowers have always been the traditional gift for mothers. Today, they are still a favourite present, as well as chocolates and many other things.

Many families go out to restaurants to celebrate so that the mums do not need to do the cooking.



C Find three interesting things about Mother's Day.
Read them to your partner.

My three interesting things about Mother's Day are:

A Look at the messages. Finish each message.

Happy New Year

Congratulations on passing your exams

Happy Teacher's Day

Congratulations

Happy Birthday

You are a good friend and you make me happy.
I want to wish you every happiness in the year to come.

You worked so hard at school this year.
Well done and good luck for next year.

You have a beautiful new baby.
Wishing your family health and happiness together.

You are an amazing teacher.
You always help me and teach me new things.

Wishing you the nicest things on your special day.
This is not just a birthday wish, but a wish for every day.

B  Listen to Dania talking about her card. Write the answers.

Dania's card

What card is it? _____

Who is the card to? _____

What colour card did she choose?

What did she draw on the card?

What other decoration did she put on the front?

Dania's message says:
*Happy Birthday to my best friend.
You are the best friend in the world!
I hope you have lots of fun today.*



C Choose a card you want to make. Answer the questions.

My card

What card is it? _____

Who is the card to? _____

What colour will your card be? _____

What will you draw on the front of the card?

What other decoration will you put on the front?

Write your own message. _____

- A** Dania and Wisam are making an envelope. Read about what you need.



It's easy to make an envelope. Practise first and then make your real one.



Read the list below to see what you need.


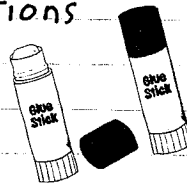
You need:


- White or coloured paper
- Glue or tape
- A ruler



If you like, you can use:

- coloured pens and pencils
- other decorations

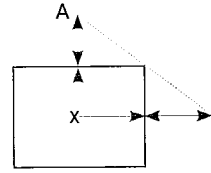


- B**  Listen and read the instructions on how to make an envelope..

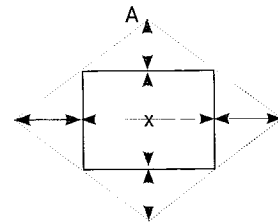
1. Measure your card with a ruler.
2. Draw a rectangle a bit bigger than your card in the centre of a big piece of paper.



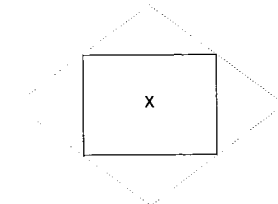
3. Measure the distance from the X to the top of the rectangle.
4. Measure the same distance again and mark it with A. Draw the lines.



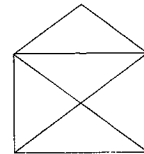
5. Do the same for the two side triangles and the bottom triangle.



6. Cut out the shape with scissors.



7. Fold the three triangles into the centre X.



8. Use glue or tape to stick three triangles. Do this carefully.
9. Put your card into the envelope and carefully put tape on the top triangle.

C Look, say, cover, write, check.

Read	Write 1	Write 2	Write 3
woollen			
wooden			
leather			
metal			

I CAN ...

A Look at the story on pages 104 and 105 of the Pupil's Book. Can you put the sentences in order?

- 1 What can we do for Teacher's Day?
- That's a good idea. We can make it ourselves. It's better than buying a card.
- Let's make a card.
- 4 Do you know what her favourite colours are?
- I think they're green and yellow.
- 6 We can buy some green and yellow card in the mall this weekend.
- 7 We should also buy a big piece of white paper to make the envelope with.
- 8 What can we draw on the front?
- Yes, I will draw the birds and butterflies. That will be pretty.
- She likes birds and butterflies best. Can you draw some birds?
I can add some decoration.
- 11 Can you write a rhyme for the inside?
- 13 Yes, I'm good at making things.
- Yes, I can. I'm good at rhymes. Can you make the envelope?

B Practise the conversation with your partner.



What can we do for Teacher's Day?



Let's make a card.

MY NEW WORDS

C What are the new words you know? Write six new words here and remember them.

- 1. _____
- 2. _____
- 3. _____
- 4. _____
- 5. _____
- 6. _____

D Find the mistake, circle it and write the sentences correctly.

There is one mistake in each sentence.

- 1. Keep sharp knives away with young children.

- 2. Don't leave young children in the kitchen by myself.

- 3. You should wear a helmet when you ride a bikes.

- 4. Use oven gloves to hold cold things.

- 5. Look down and right before you cross the road.

- 6. Hold on your seatbelt when you are in a car.

A Circle the odd word in each group.

1. aunt grandfather cousin boy uncle father

2. computers driverless cars smartphones bike robots spaceships

3. metal cotton rubber leather glass jug

4. long hard expensive colourful sweater thick

5. earache rash mouth sore throat temperature stomach ache

6. password planet webpage touchscreen icon mouse

B What are the groups for these words?

adjectives	materials	family
IT and the internet	technology	feeling unwell

Group 1 words are

family

Group 2 words are

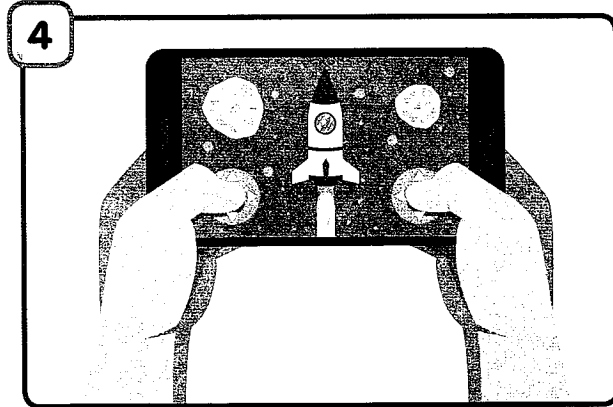



Group 3 words are

Group 4 words are

Group 5 words are

Group 6 words are

A Choose a picture. Use the words in the box and write two or three sentences about your picture in your notebooks.



1. I think this person is an IT programmer. He wears glasses and he likes coffee. I can see a computer screen, a keyboard and a mouse. There is a calculator on the desk and there are two notebooks and a pencil.

2. **a grandfather wear glasses sitting at his desk
looking at computer mouse keyboard screen**

3. **a smartphone on the screen lots of icons for
games music camera weather dates**

4. **a child playing computer game about space
spaceship planets two scroll buttons up down left right**



A  Listen and read.



Let's play a spelling game. I'll start.
It begins with **b**, it ends with **e**. You do it in an oven.



Yes, it is.

I know! Is it **bake**?



My turn. It begins with **c**, it ends with **n**. You can make shirts from it.



Yes, it is.

I know! Is it **cotton**?



My turn. It begins with **r**, it ends with **r**. You can make tyres from it.

I know! Is it **rubber**?



B What are these words?

1. It begins with **w**, it ends with **r**. This person works in a restaurant.

2. It begins with **s**, it ends with **t**. It's the opposite of hard. _____
3. It begins with capital **E**, it ends with **h**. We live on it. _____

C Write three clues in your notebook. Play the game with your partner.

A Play the **I can say much more in English** game.

You need a number circle. Make your own counter in a shape and colour you like.

I can say much more in English!

1. Say how many brothers you have.

2. Say how many sisters you have.

3. Say what job your father does.

4. Say what job your mother does.

5. Where does a nurse work?

6. Where does an engineer work?

7. Which is farther from the Sun, Venus or Jupiter?

8. What's your notebook made from?

9. Which are better, soft or hard sweets?

10. What's your desk made from?

11. How are you today?

12. I don't feel well. I have a _____.

13. Keep your _____ safe.

14. Keep _____ away from young children.

15. You've finished Grade 6. We say: _____.

16. _____ the butter on the bread.

17. Is the supermarket?

18. It's on the _____ floor next to the pharmacy.

19. It's your friend's birthday today. What do you say?

20. Well done and congratulations!



► Write.

Unit 1

1.
2.
3.
4.

Unit 2

1.
2.
3.
4.

Unit 3

1.
2.
3.
4.

Unit 5

1.
2.
3.
4.

Unit 6

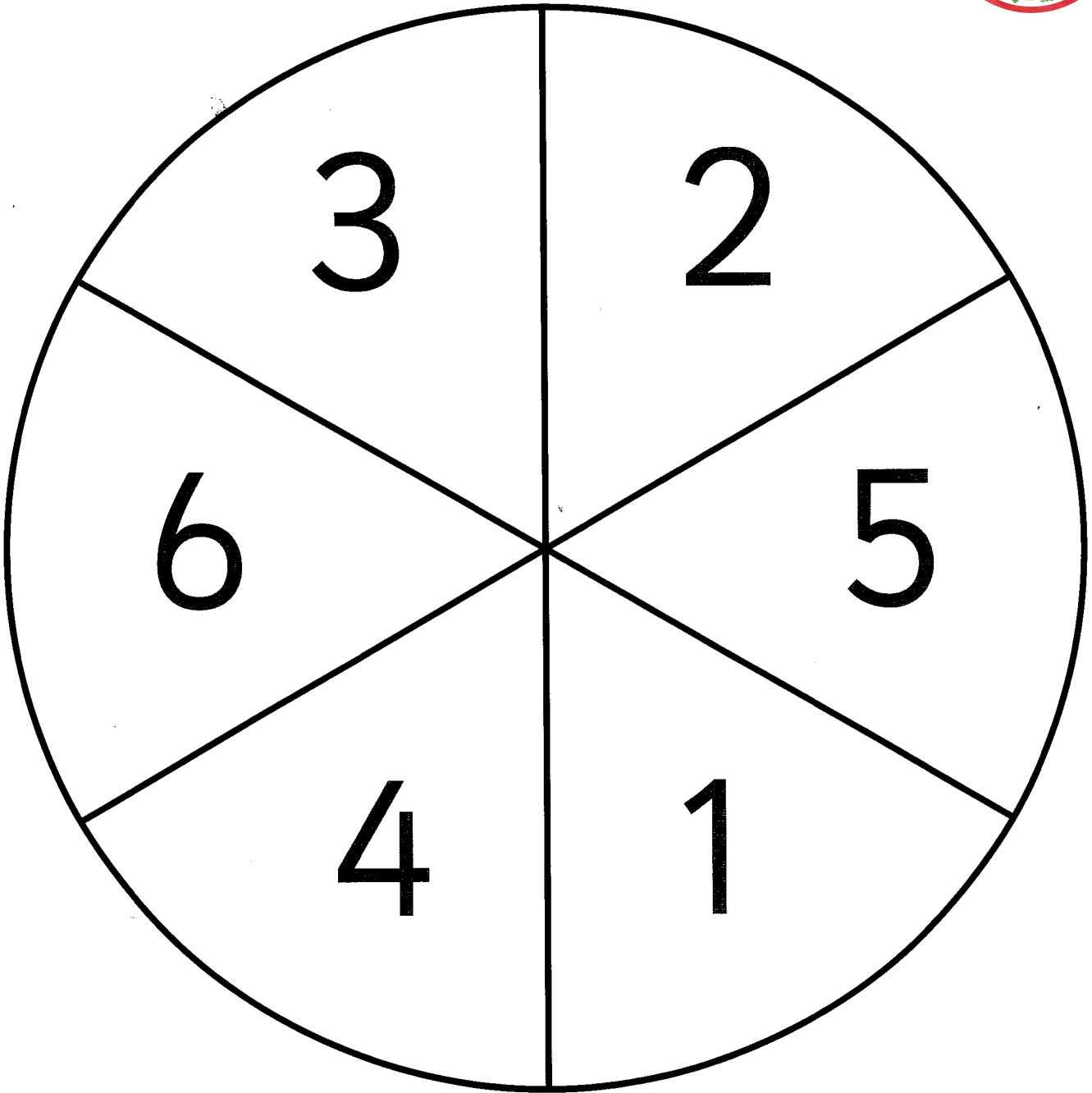
1.
2.
3.
4.

Unit 7

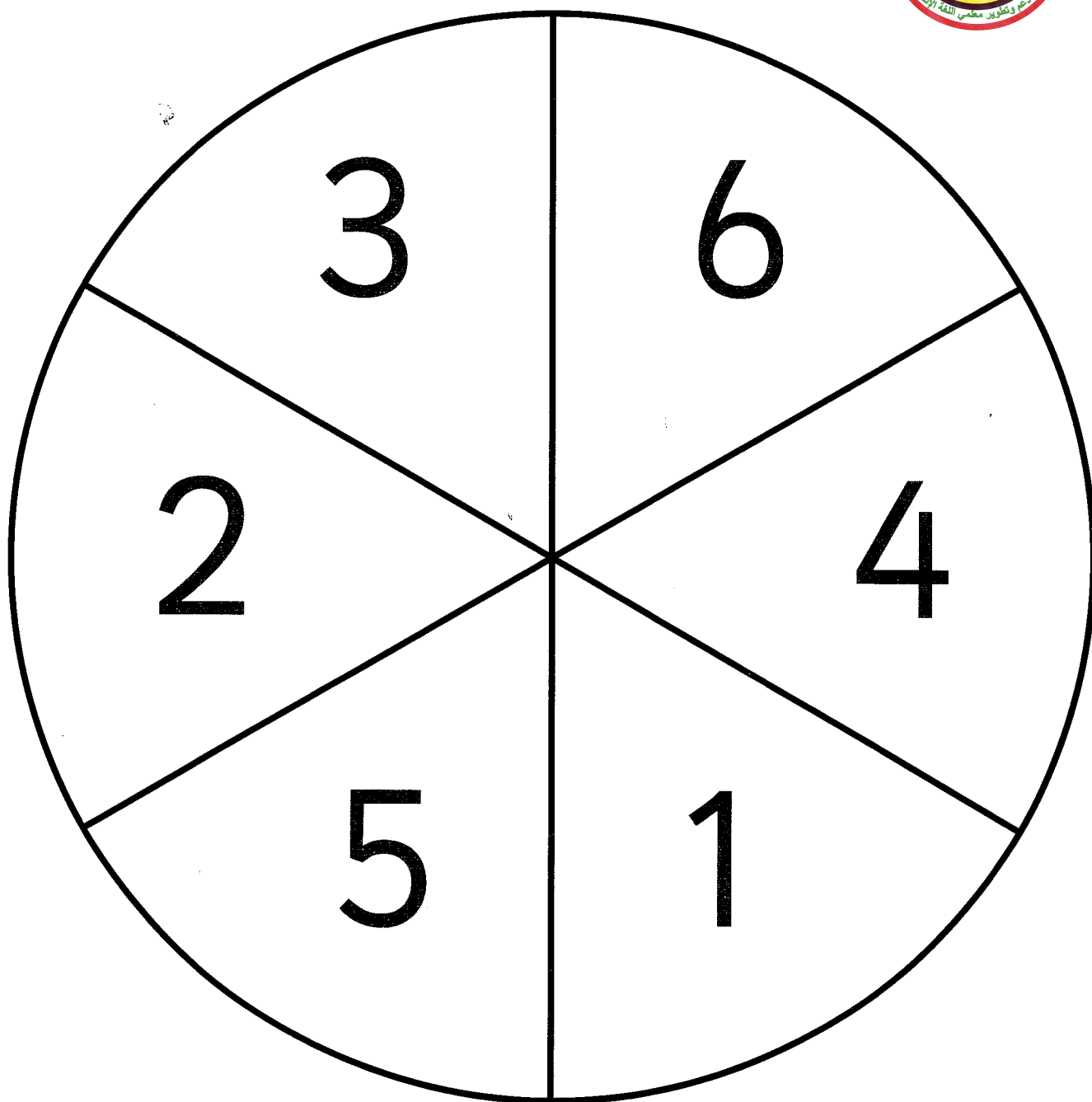
1.
2.
3.
4.



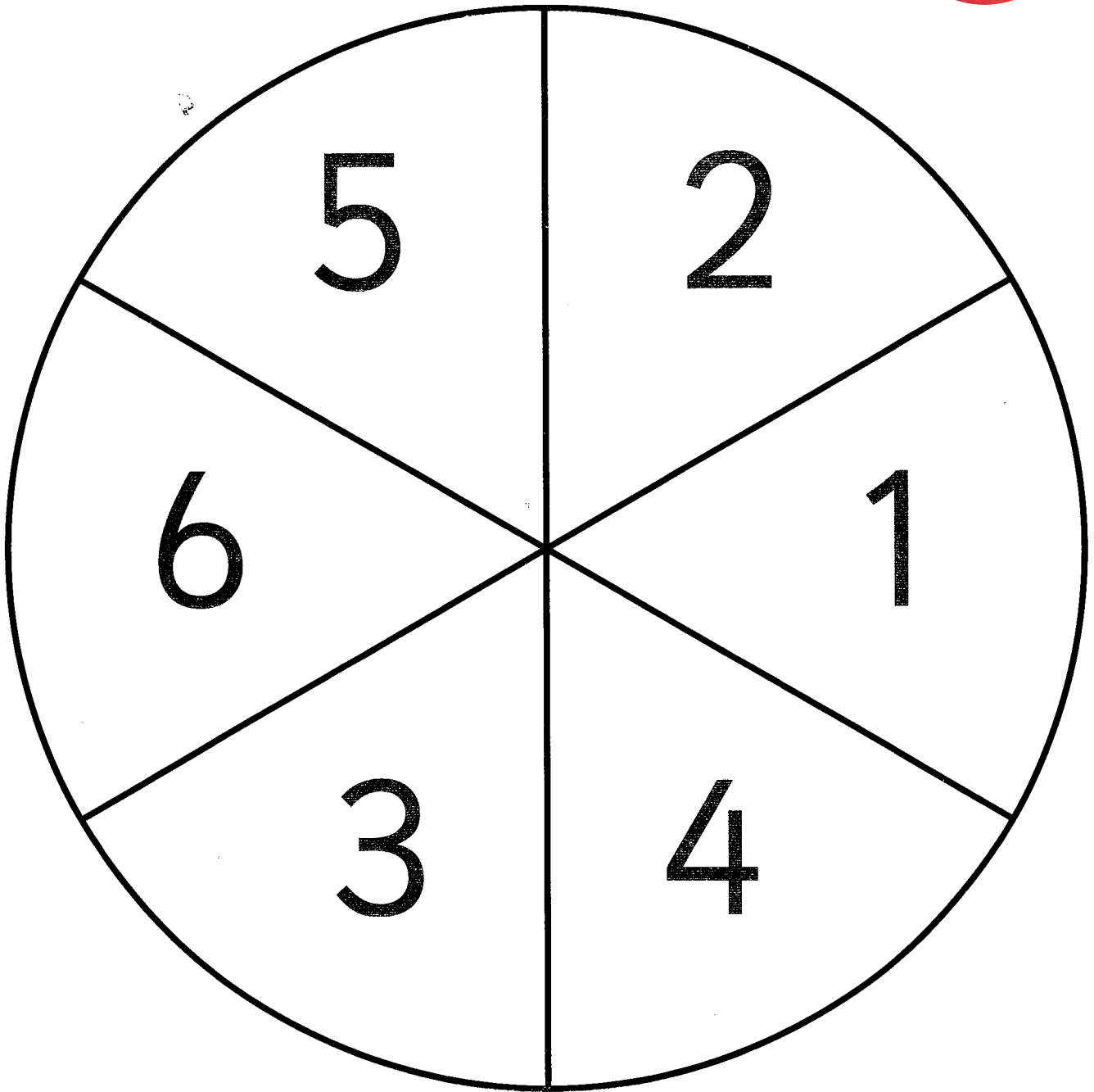
Game circle I



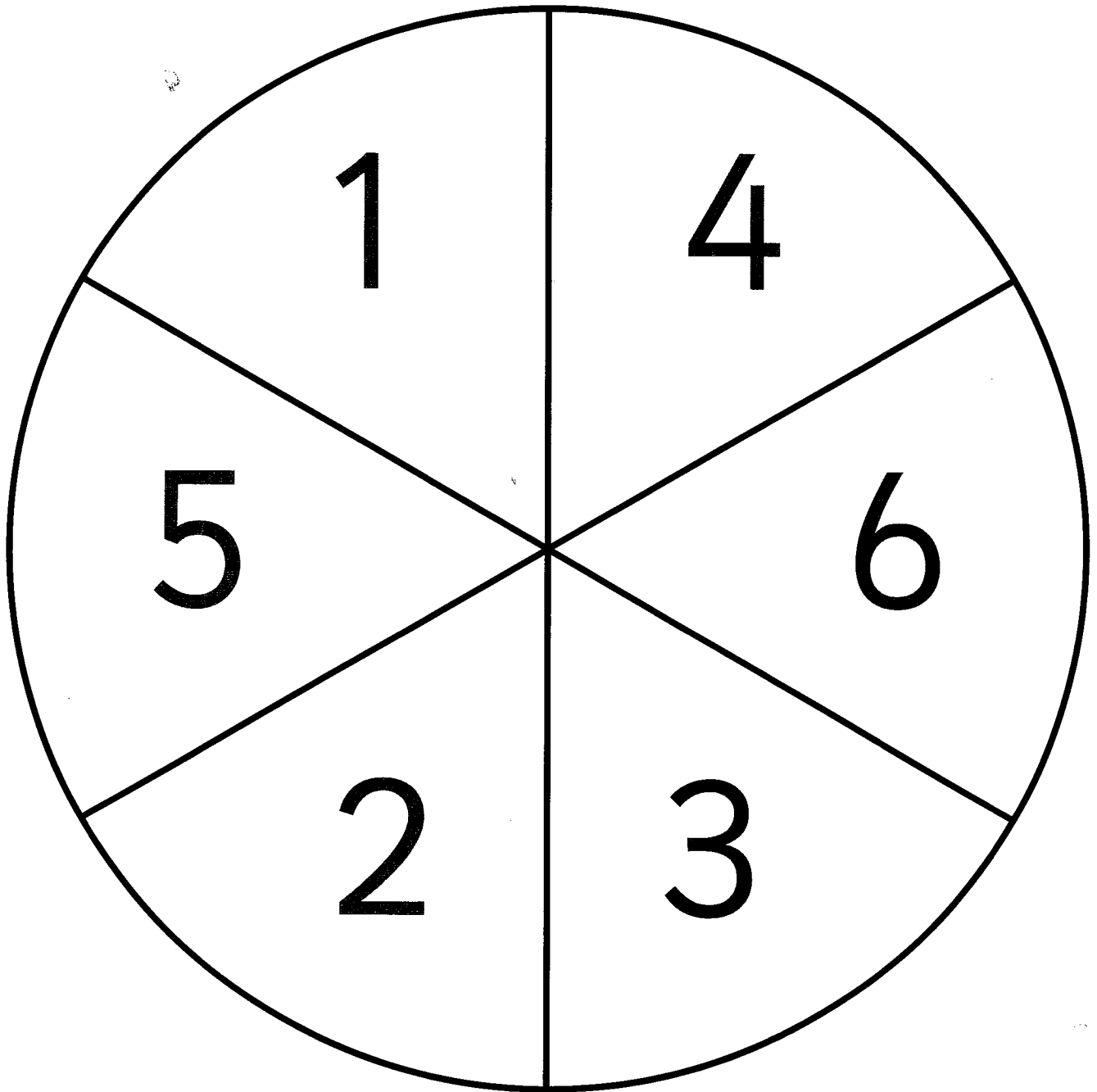
Game circle 2



Game circle 3



Game circle 4



English for Iraq 6th Primary has been specially developed for pupils in Primary Grade 6 – the sixth year of the English-language syllabus for Iraq.

Components of English for Iraq 6th Primary

- Pupil's Book
- Activity Book
- Teacher's Book
- Audio
- Posters

The **Pupil's Book** builds on the primary syllabus and moves children forward presenting new language and providing opportunities to practise English using a variety of listening, speaking, reading and writing activities, including conversations, rhymes, stories and songs. It also contains a **Your Dictionary** of key vocabulary for each unit.

The **Activity Book** contains stimulating activities to consolidate learning and to practise reading and writing. Progressive writing and spelling exercises are designed to give pupils confidence and start them writing independently.

The **Teacher's Book** contains an introduction with practical advice and procedures for using the course effectively. The underlying methodology is explained, and the teaching techniques used in the course are highlighted. Step-by-step procedures for individual lessons provide a solid framework for lesson preparation. Appendices at the end of the book provide essential reference for the teacher.

The **Audio** contains recordings of all the conversations, rhymes, stories and songs.

The **Posters** provide a useful classroom resource for reference when introducing and practising new vocabulary.



TKG004224

Garnet
EDUCATION

استناداً إلى القانون يوزع مجاناً
ويمنع بيعه وتداوله في الأسواق.